

Kearney County

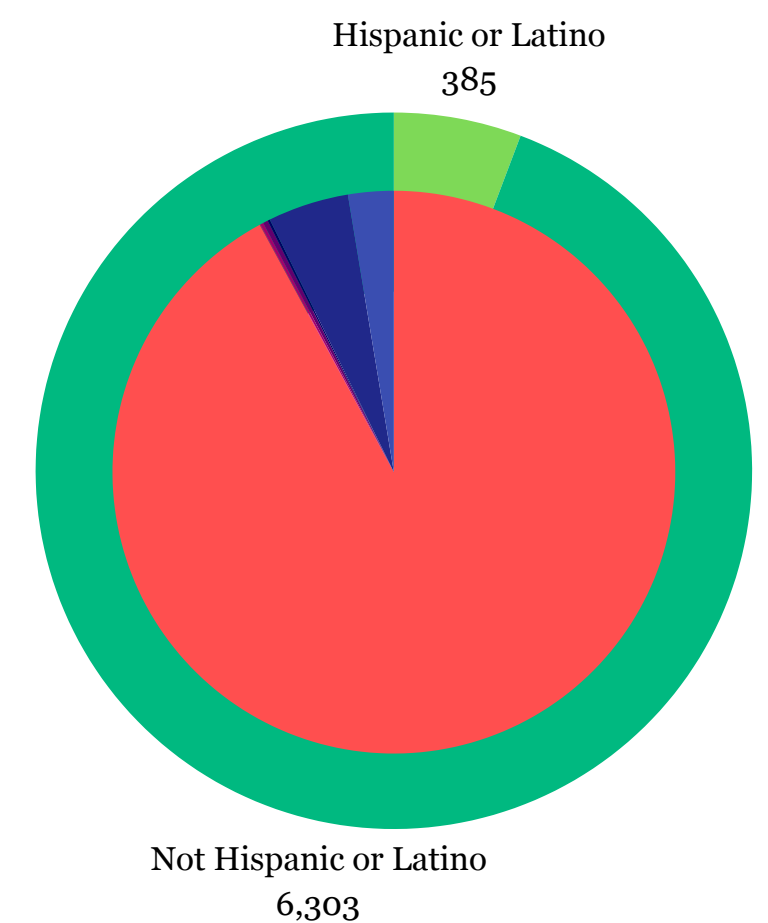
Background

	Kearney County	Nebraska
Total Area	516 sq mi	772,358 sq mi
Population	6,688	1,961,504
Median Age <small>The median value of ages among all residents of a location.</small>	40 Years	37 Years
Average Household Size <small>Average # of people per household.</small>	2.43	2.44
Average Family Size <small>Average # of people per family.</small>	3.00	3.07
Life Expectancy (at birth) <small>Average # of years a person can expect to live at birth.</small>	80 Years	78 Years
High School Completion <small>Percentage of adults ages 25 and over with a high school diploma or equivalent.</small>	94%	92%
Some College Completion <small>Percentage of the population ages 25-44 with some post-secondary education, such as enrollment in vocational/technical school, junior college, or 4-year college.</small>	71%	72%
Unemployment <small>Percentage of the populations' civilian labor force, ages 16 and older that is unemployed but still seeking work.</small>	1.7%	2.3%
Children in Poverty <small>Percentage of people under age 18 living in a household whose income is below the poverty level.</small>	9%	11%
Children in Single Parent Household <small>Percentage of children (under 18 years of age) living in households that are headed by a single parent.</small>	18%	20%
Adult Smoking <small>Percentage of the adult population who both report that they currently smoke every day or some days and have smoked at least 100 cigarettes in their lifetime.</small>	16%	14%
Adult Obesity <small>Percentage of the adult population (ages 18 and older) that reports a BMI greater than or equal to 30 kg/m2.</small>	38%	36%
Physical Inactivity <small>Percentage of adults ages 18 and over reporting no leisure-time physical activity in the past month.</small>	25%	24%
Alcohol-Impaired Driving Deaths <small>Percentage of driving deaths with alcohol involvement</small>	33%	32%
STI Rate <small>Number of newly diagnosed chlamydia cases per 100,000 populations.</small>	120/100,000	489/100,000

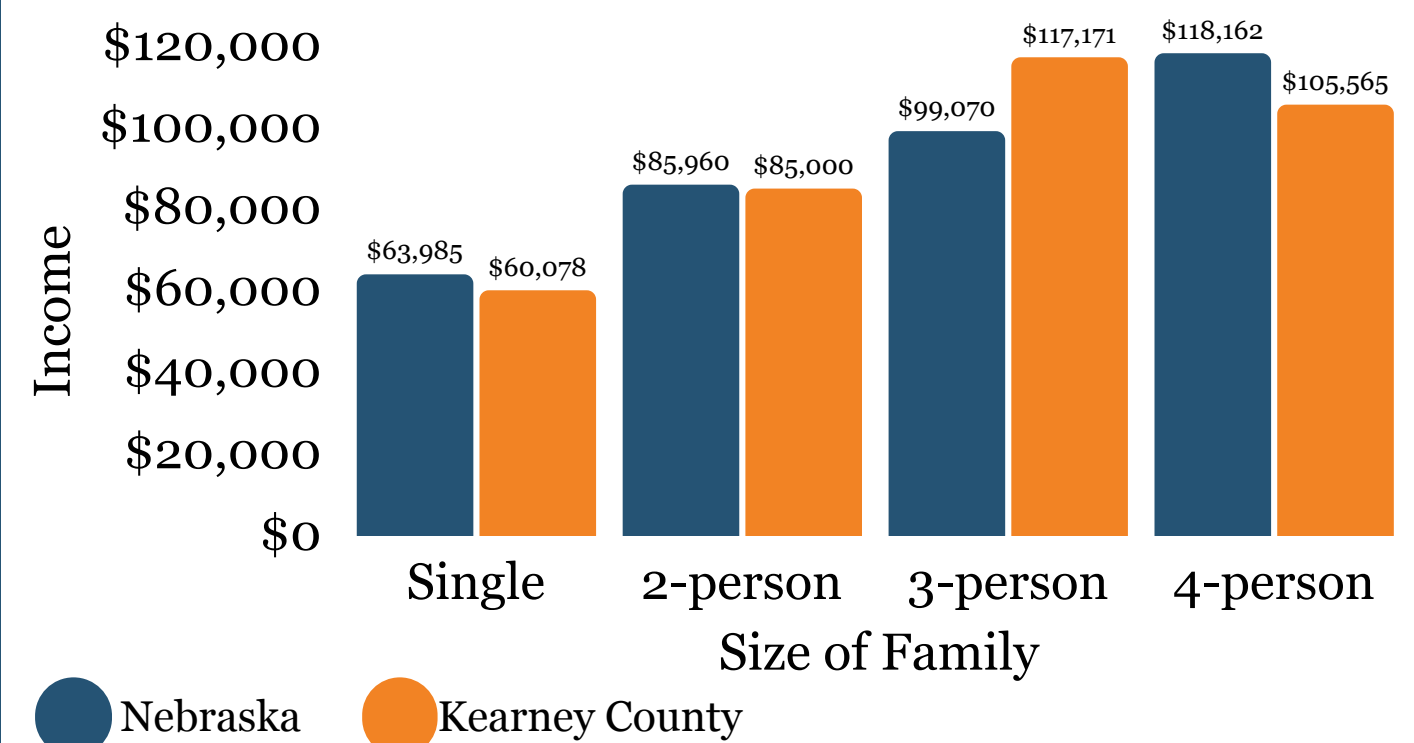
Population of Kearney County, by Race/Ethnicity

White Alone: 6,159, 92% ●
 Black or African-American: 9, 0%
 Asian: 12, 0% ●
 American Indian and Alaskan Native: 19, 0% ●
 Native Hawaiian and other Pacific Islander: 9, 0%
 Two or more races: 311, 5% ●
 Other Race: 175, 3% ●

Hispanic or Latino: 385, 3% ●
 Not Hispanic or Latino: 6,303, 97% ●



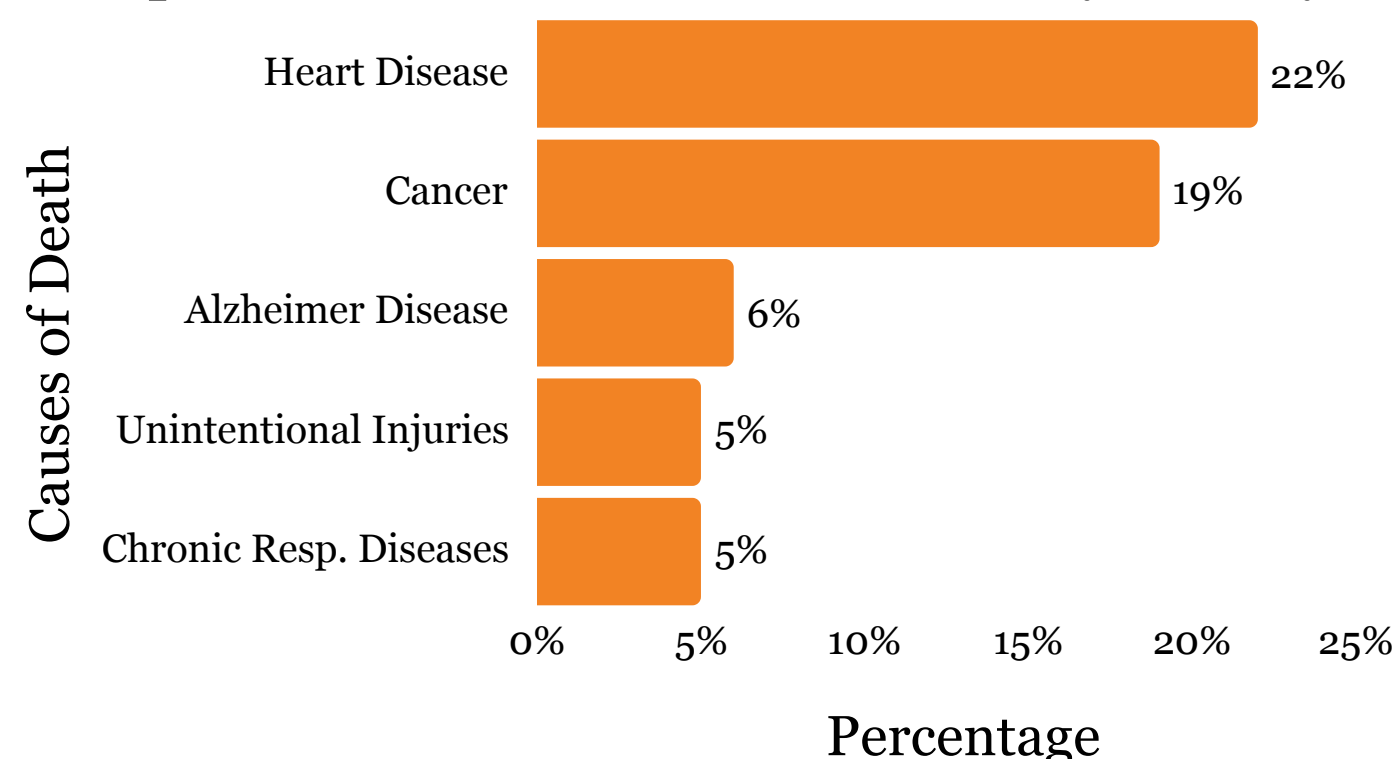
Median Income, per Family Size



Annual Weighted Poverty Threshold for Nebraska

Size of Household	1	2	4	6
Annual Income	\$15,650	\$21,150	\$32,150	\$43,150

Top Five Causes of Death in Kearney County



County Information

Kearney County is home to a predominantly agricultural community in South Central Nebraska. With a population just under 7000 people, Kearney's per-capita income is the 10th highest in the state. Almost 2/3rd of the County is farmland, and Kearney is 13th among Nebraska counties with respect to agricultural output through sales. The 3 largest cities are Minden (County seat), Axtell and Wilcox. Kearney County is home to specialized facilities that offer in-patient mental health treatment and support, including the first certified autism center in Nebraska.

Resources:

- U.S. Census Bureau. (2020). [Race \[P1\]](#). DEC Redistricting Data.
- U.S. Census Bureau. (2023). [Age and Sex \[S0101\]](#). ACS 5-Year Estimates.
- U.S. Census Bureau. (2023). [Households and Families \[S1101\]](#). ACS 5-Year Estimates.
- County Health Rankings & Roadmaps. (2025). [Kearney County Rankings](#).
- Center for Disease Control and Prevention. (2018-2023). [Wonder](#).
- U.S. Census Bureau. (2023). [Hispanic or Latino, and Not Hispanic or Latino by Race](#).
- U.S. Census Bureau (2022). [Median Income in the Past 12 Months \(In 2023 Inflation-Adjusted Dollars\) \[S1903\]](#). ACS 5-Year Estimates.