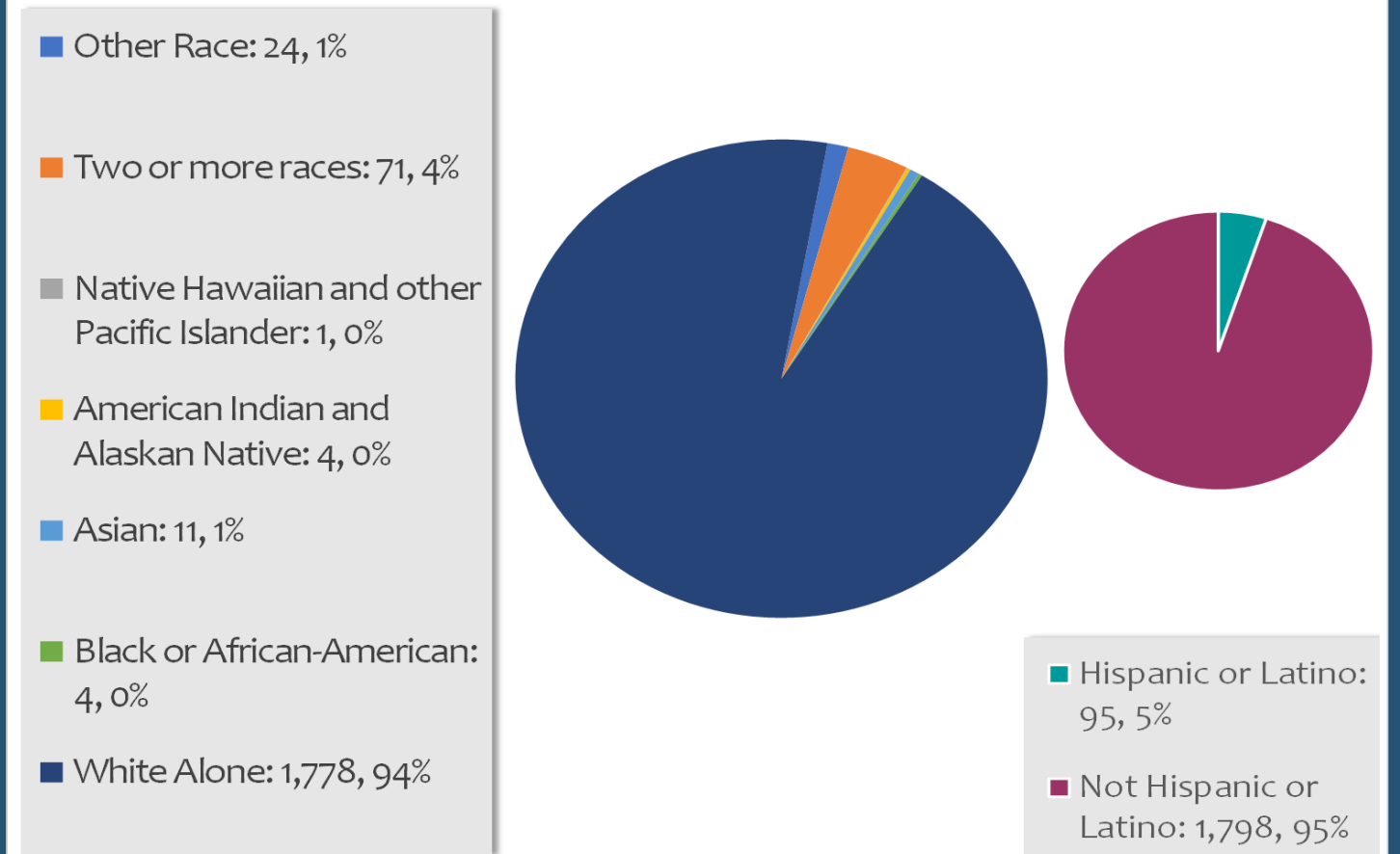


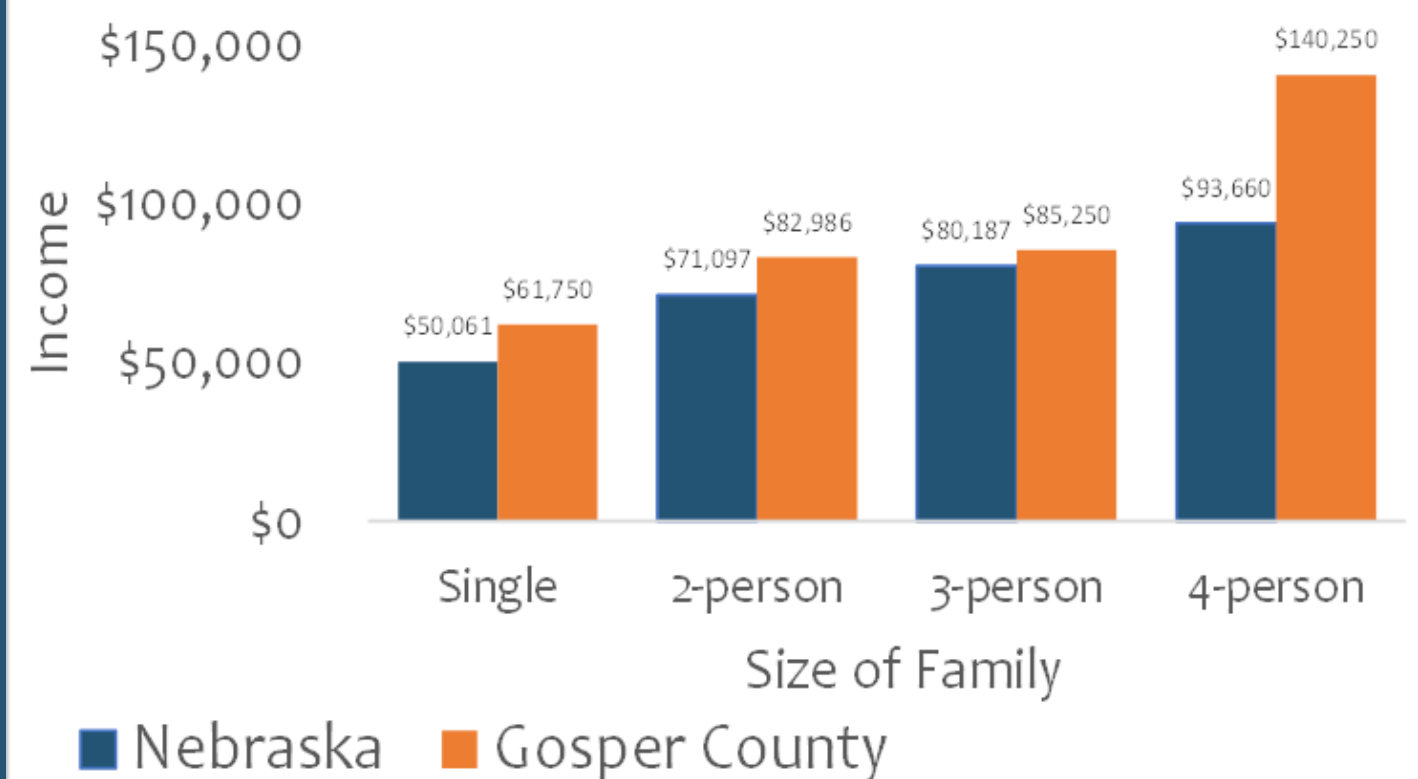
## Background

	Gosper County	Nebraska
Total Area	463 mi <sup>2</sup>	77,358 mi <sup>2</sup>
Population	1,893	1,961,504
Median Age	53 years	37 years
Average Household Size	2.1	2.45
Average Family Size	2.58	3.06
Life Expectancy (at birth)	80	80 years
High School Completion	93%	91%
College Graduation (2 year, 4 year)	67%	72%
Unemployment	2.6%	3.0%
Children in Poverty	14%	12%
Children in Single Parent Household	10%	21%
Adult Smoking	15%	17%
Adult Obesity	26%	33%
Physical Inactivity	21%	23%
DUI Mortality	0%	33%
STI Rate	N/A	418/100,000
Leading Cause of Mortality	Heart Disease	Malignant Neoplasms
Heart Disease Mortality	131/100,000	144/100,000

## Population of Gosper County, by Race/Ethnicity



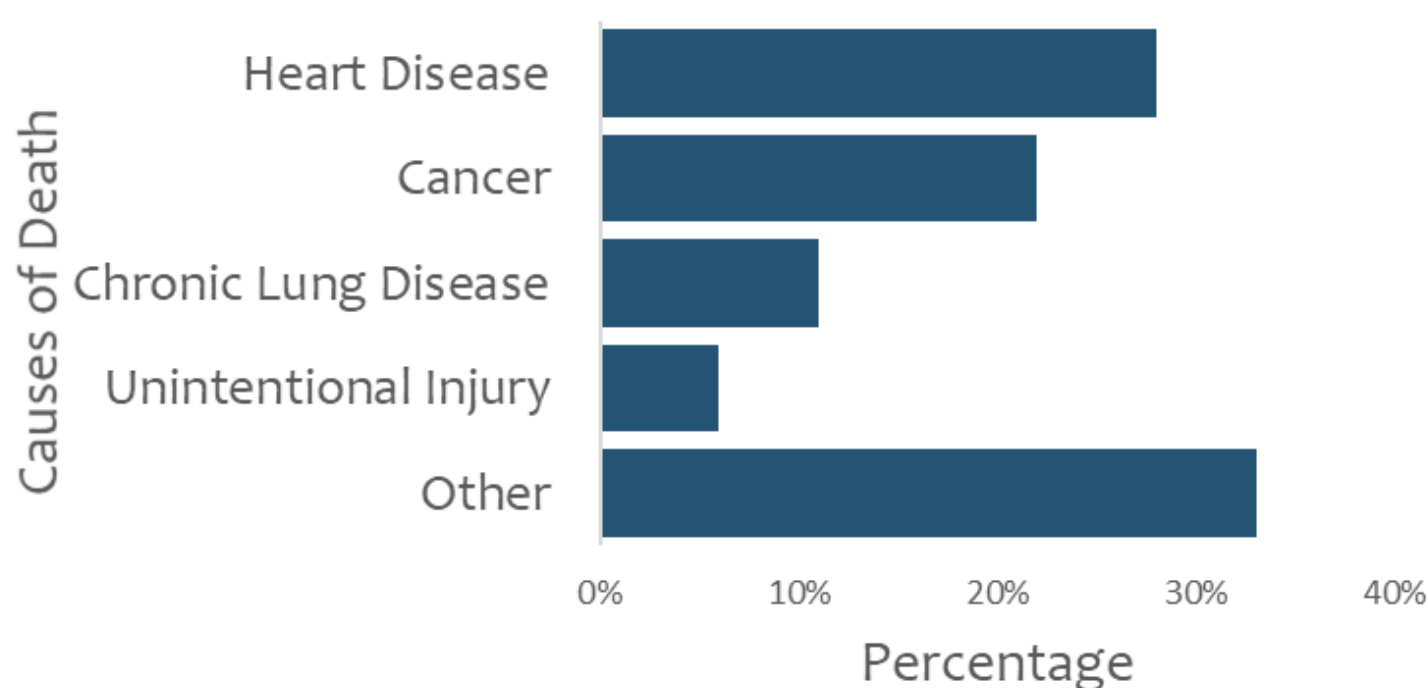
## Median Income, per Family Size



### Annual Weighted Poverty Threshold for Nebraska

Size of Household	1	2	4	6
Annual Income	\$13,011.00	\$15,521.00	\$26,172.00	\$35,129.00

## Top Five Causes of Death in Gosper County



## County Information

With a median age of 54 years, Gosper is the second oldest County in Nebraska. With less than 2000 residents, it is also the 8th smallest County in Nebraska. The largest cities are Elwood (county seat) and Smithfield. Johnson Lake, one of the largest recreational lake areas in the State is partly within Gosper County. Residential communities around Johnson Lake often consist of a sizeable population that may live for part of the year in Gosper county.

## Resources

1. U.S. Census Bureau. (2020). [Race \[P1\]](#). DEC Redistricting Data.
2. U.S. Census Bureau. (2020). [Age and Sex \[S0101\]](#). ACS 5-Year Estimates.
3. U.S. Census Bureau. (2019). [Households and Families \[S1101\]](#). ACS 5-Year Estimates.
4. National Center for Health Statistics. (2020). [Life Expectancy at Birth for U.S. States and Census Tracts, 2010-2015](#).
5. County Health Rankings & Roadmaps. (2021). [Gosper County Rankings](#).
6. Center for Disease Control and Prevention. (2021). [Wonder](#).
7. U.S. Census Bureau. (2020). [Hispanic or Latino, and Not Hispanic or Latino, by Race \[P2\]](#). DEC Redistricting Data.
8. U.S. Census Bureau (2019). [Median Income in the Past 12 Months \(In 2019, Inflation-Adjusted Dollars\) \[S1903\]](#). ACS 5-Year Estimates.