



## COVID-19 Vaccination Report – Two Rivers Health District : Dec 15 – May 11, 2021

The graphs depict the current status of COVID-19 vaccination in Two Rivers Public Health District (TRPHD) as of May 11, 2021. This includes residents of **Buffalo, Dawson, Franklin, Gosper, Harlan, Kearney & Phelps** counties (97,132). Of these, 76,002 persons are eligible for the vaccine (aged 16 years or more)<sup>1</sup>

- Graphs 1 & 2 show relative number of **residents of each county** who have received one or two shots of the vaccine.
  - **Graph 1** shows the number of **eligible persons (16 + years)** per county, and orders the counties by decreasing percentage of persons who received one or two doses of the vaccine.
  - **Graphs 2-4** shows the number of persons **aged 16-29, 30-49 & 50-64 years** in TRPHD, and orders each county by decreasing percentage of persons who received one dose and those fully vaccinated.
- **Graph 5** shows the daily average (7-day rolling) **first doses** of vaccine availed by residents of Two Rivers Health District. The area under the graph corresponds to the number of persons who received at least one dose of the vaccine.
- Vaccinated persons are described by age group (16-29, 30-49, 50-64, 65+ years). Data is described daily from December, 2020 – May, 2021.

### Key Takeaways

1. *As of May 10, 2021, 42.4% of TRPHD's eligible population has been fully vaccinated. However, rate of new vaccinations has slowed in recent weeks.*
2. *Only about 18% of those aged 16-29 years are fully vaccinated while over half of those aged 50-64 and over 80% of those aged 65 years and over are fully vaccinated.*
3. *First doses of vaccine received by residents is a good indicator of the pace of vaccine rollout and future demand for doses. First dose vaccinations have slowed among younger age groups in the previous 2 weeks in spite of expanded age restrictions and wide availability.*
4. *DHHS is awaiting final recommendations from the Advisory Committee on Immunization Practices (ACIP) on vaccinating children 12-15 from COVID-19. The Department, local health departments and other vaccine providers in the state's network stand ready to quickly implement this change.*
5. *Two Rivers Health Department has scheduled mass vaccination clinics at multiple sites across the seven counties to distribute vaccines and to focus on areas of potential shortfall. Those eligible for the vaccine are advised to refer to the vaccination clinic schedule at [www.trphd.org](http://www.trphd.org)*

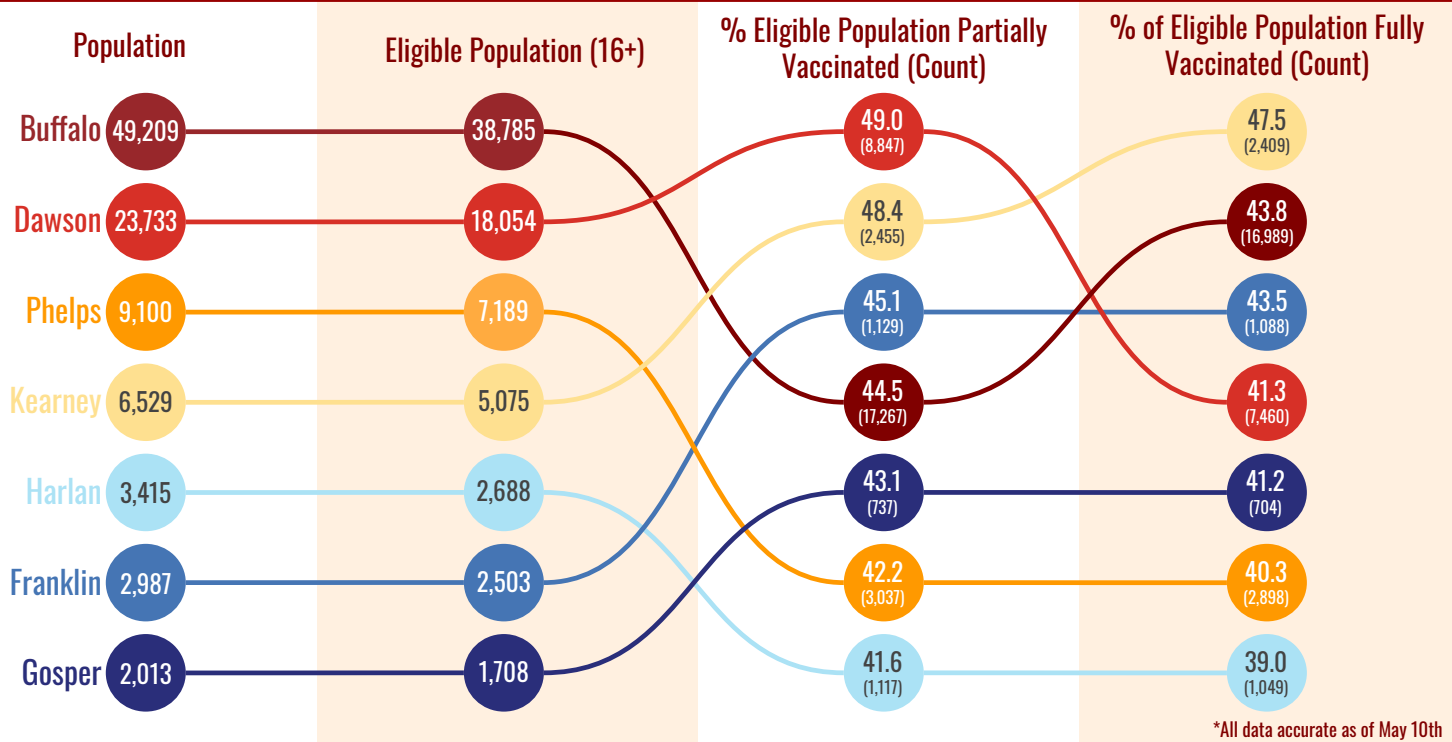
---

<sup>1</sup> For details on eligible persons by county, see appendix 1



- Vaccine formulations by Pfizer and Moderna (2 doses) and Johnson & Johnson (single dose) are calculated accordingly
- Each county is depicted by a colored circle, and the relative position of each corresponds to the proportion vaccinated. Actual numbers (count) are included in parenthesis.
- Data described from Dec 15, 2020 – May 10, 2021. All residents of the seven counties over 16 years are included.
- **Overall, 42.4% of the eligible population in Two Rivers Health District is now fully vaccinated.**

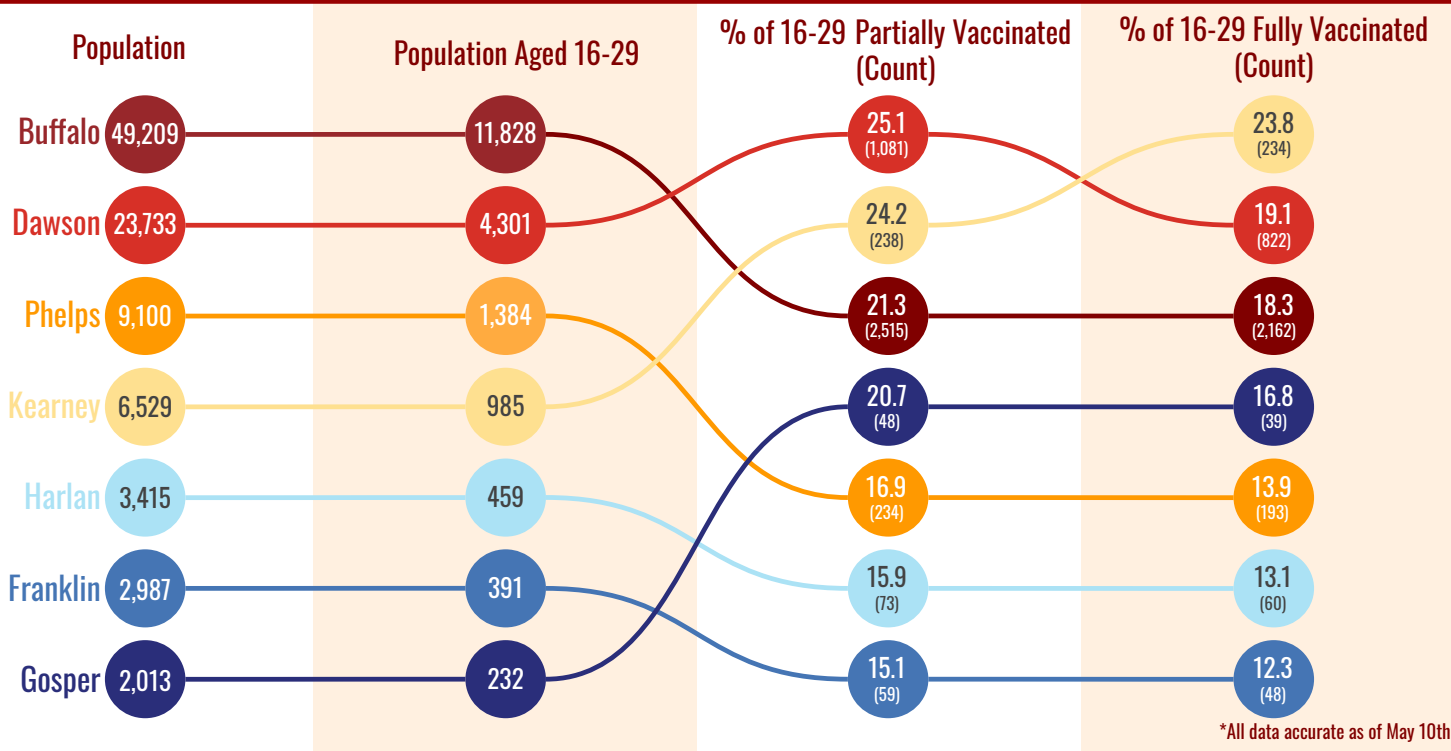
## Vaccinations of Eligible Population in TRPHD





- Vaccine formulations by Pfizer and Moderna (2 doses) and Johnson & Johnson (single dose) are calculated accordingly
- Each county is depicted by a colored circle, and the relative position of each corresponds to the proportion vaccinated. Actual numbers (count) are included in parenthesis.
- Data is described from Dec 15, 2020 - May 10, 2021. All residents of the seven counties aged 16-29 years are included.
- Overall, 18.1% of those aged 16-29 years in Two Rivers Health District are now fully vaccinated.

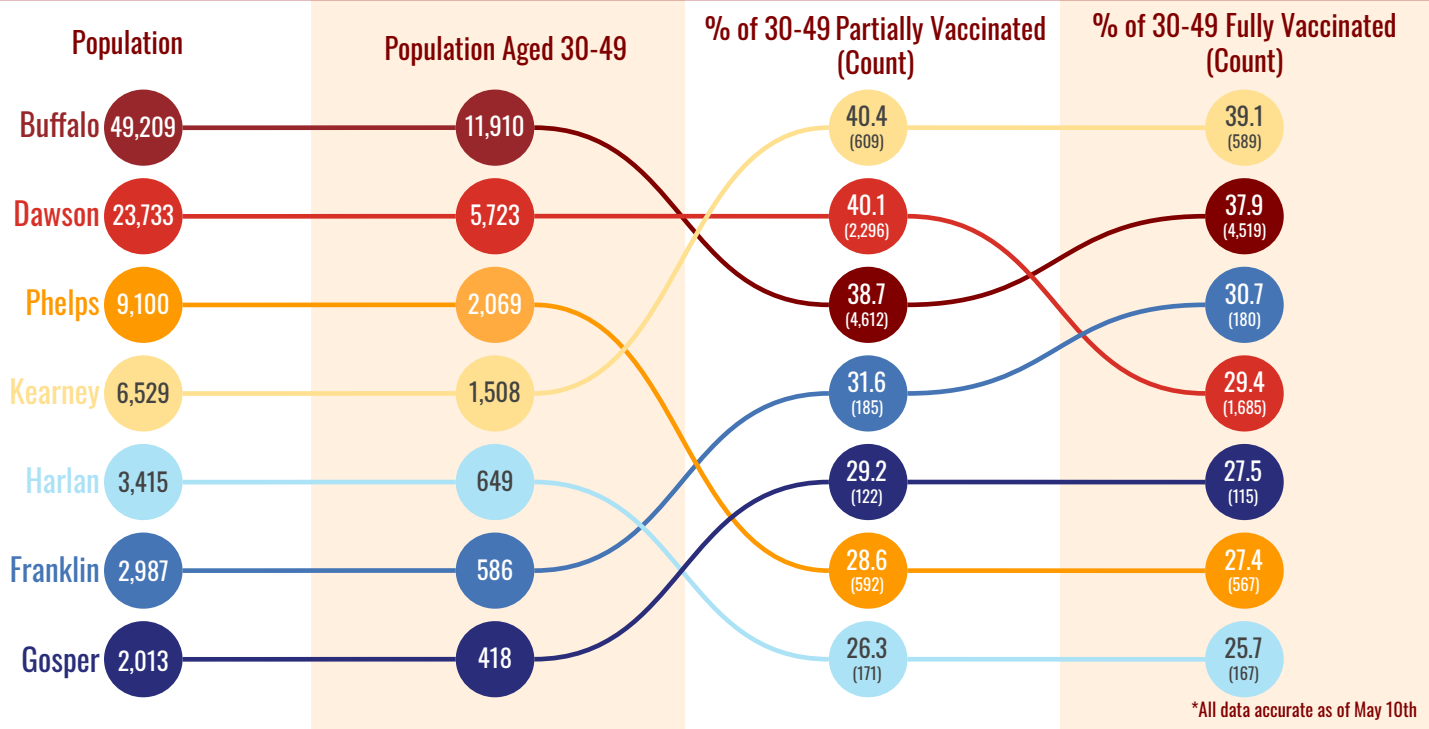
## Vaccinations of 16-29 in TRPHD





- Vaccine formulations by Pfizer and Moderna (2 doses) and Johnson & Johnson (single dose) are calculated accordingly
- Each county is depicted by a colored circle, and the relative position of each corresponds to the proportion vaccinated. Actual numbers (count) are included in parenthesis.
- Data is described from Dec 15, 2020 – May 10, 2021. All residents of the seven counties aged 30-49 years are included.
- Overall, 33.9% of those aged 30-49 years in Two Rivers Health District are now fully vaccinated.

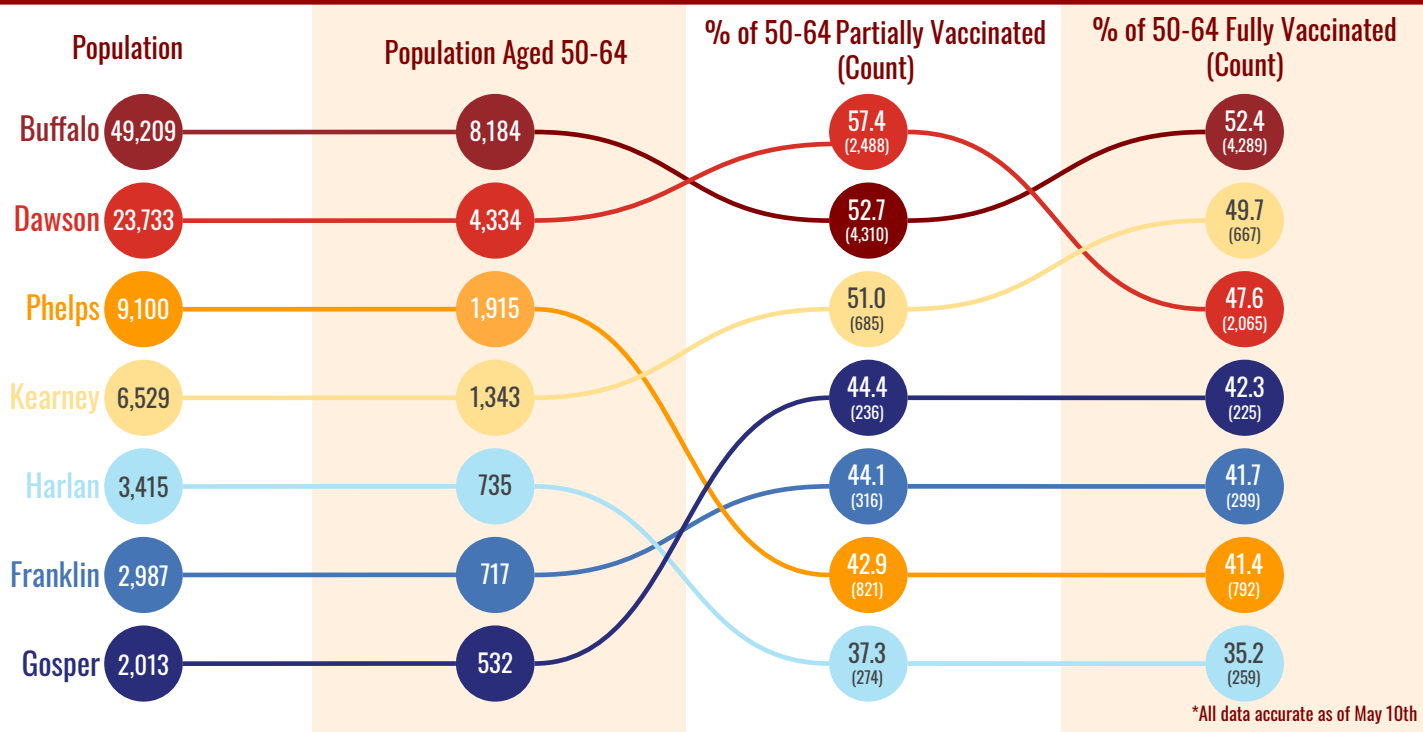
## Vaccinations of 30-49 in TRPHD





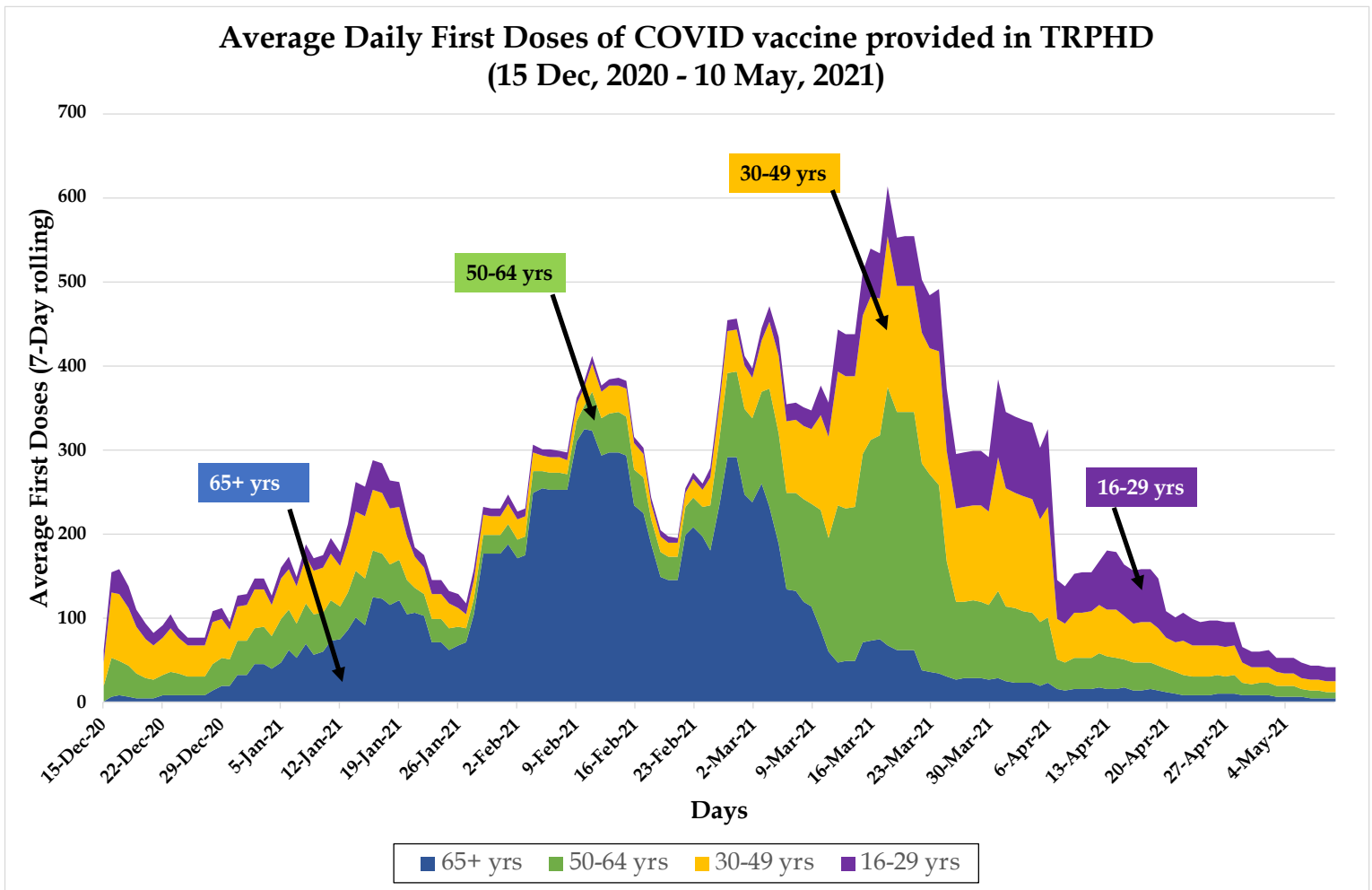
- Vaccine formulations by Pfizer and Moderna (2 doses) and Johnson & Johnson (single dose) are calculated accordingly
- Each county is depicted by a colored circle, and the relative position of each corresponds to the proportion vaccinated. Actual numbers (count) are included in parenthesis.
- Data is described from Dec 15, 2020 – May 10, 2021. All residents of the seven counties aged 50-64 years are included.
- **Overall, 48% of those aged 50-64 years in Two Rivers Health District are now fully vaccinated.**

## Vaccinations of 50-64 in TRPHD





- The graph describes the average daily first doses of COVID vaccinations in TRPHD by age from December 15, 2020 – May 10, 2021.
- The height of the graph describes the 7-day rolling average of persons receiving the first dose of vaccine each day.
- The colors correspond to first doses received by each age group (16-29, 30-49, 50-64, 65+ years). Area under the graph corresponds to the total number of first doses provided thus far.





## APPENDIX 1

### Background

The Two Rivers Public Health Department (TRPHD) covers 7 counties in central Nebraska, reaching 97,132 people who live and work in the health district spread across roughly 4663 square miles. Over three quarters of residents live in Buffalo and Dawson county, a tenth live in Phelps county, and the remaining 15% is spread somewhat comparably among the four counties of Kearney, Harlan, Franklin and Gosper in decreasing order of population. The largest cities are Holdrege (pop. 5408), Lexington (pop. 10115) and Kearney (pop. 33867) meaning that well over half the residents of TRPHD live in three cities, and over a third are in Kearney alone. The population of all 7 counties in TRPHD are shown below.

County	Population
Buffalo	49,659
Dawson	23,595
Franklin	2,979
Gosper	1,990
Harlan	3,380
Kearney	6,495
Phelps	9,034
<b>TRPHD total</b>	<b>97,132</b>
Nebraska state	1,934,408
United States	328,239,523

### Vaccine-eligible population

The total COVID-19 vaccine-eligible population of Two Rivers Health District is about 76,002. This includes all residents over the age of 16 years living in the seven counties that make up the district. The table below describes the eligible population in each of the seven counties divided by age category.

	16-29 YRS	30-49 YRS	50-64 YRS	65+ YRS	TOTAL(16+ YRS)
<b>TRPHD</b>	<b>19580</b>	<b>22863</b>	<b>17760</b>	<b>15799</b>	<b>76002</b>
<b>BUFFALO</b>	11828	11910	8184	6863	38785
<b>DAWSON</b>	4301	5723	4334	3696	18054
<b>FRANKLIN</b>	391	586	717	809	2503
<b>GOSPER</b>	232	418	532	526	1708
<b>HARLAN</b>	459	649	735	845	2688
<b>KEARNEY</b>	985	1508	1343	1239	5075
<b>PHELPS</b>	1384	2069	1915	1821	7189