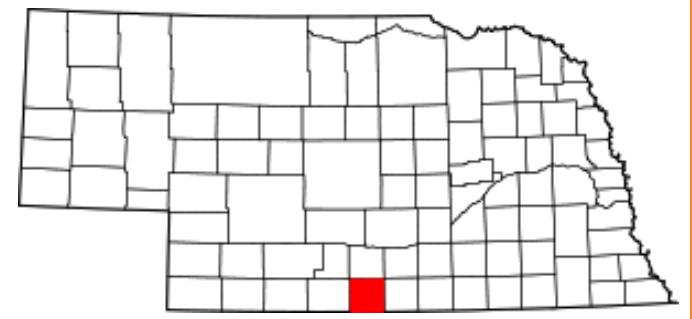


# Harlan County



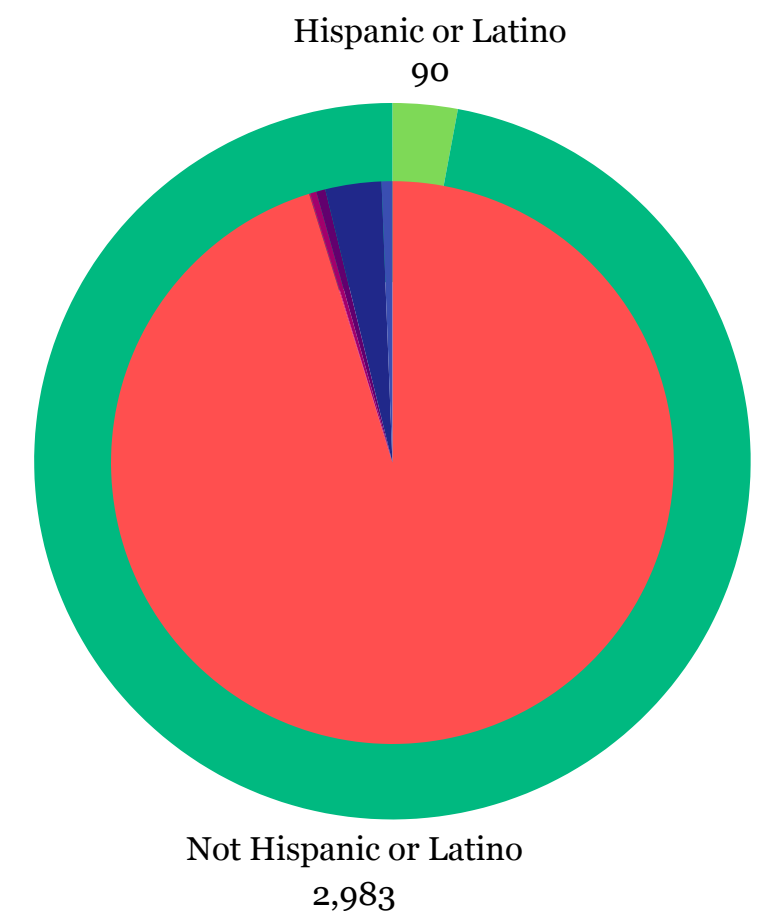
## Background

	Harlan County	Nebraska
Total Area	574 sq mi	772,358 sq mi
Population	3,073	1,961,504
Median Age	47 Years	37 Years
The median value of ages among all residents of a location.		
Average Household Size	2.46	2.44
Average # of people per household.		
Average Family Size	3.17	3.07
Average # of people per family.		
Life Expectancy (at birth)	77 Years	78 Years
Average # of years a person can expect to live at birth.		
High School Completion	93%	92%
Percentage of adults ages 25 and over with a high school diploma or equivalent.		
Some College Completion	76%	72%
Percentage of the population ages 25-44 with some post-secondary education, such as enrollment in vocational/technical school, junior college, or 4-year college.		
Unemployment	1.9%	2.3%
Percentage of the populations' civilian labor force, ages 16 and older that is unemployed but still seeking work.		
Children in Poverty	12%	11%
Percentage of people under age 18 living in a household whose income is below the poverty level.		
Children in Single Parent Household	10%	20%
Percentage of children (under 18 years of age) living in households that are headed by a single parent.		
Adult Smoking	15%	14%
Percentage of the adult population who both report that they currently smoke every day or some days and have smoked at least 100 cigarettes in their lifetime.		
Adult Obesity	37%	36%
Percentage of the adult population (ages 18 and older) that reports a BMI greater than or equal to 30 kg/m2.		
Physical Inactivity	23%	24%
Percentage of adults ages 18 and over reporting no leisure-time physical activity in the past month.		
Alcohol-Impaired Driving Deaths	50%	32%
Percentage of driving deaths with alcohol involvement		
STI Rate	N/A	489/100,000
Number of newly diagnosed chlamydia cases per 100,000 populations.		

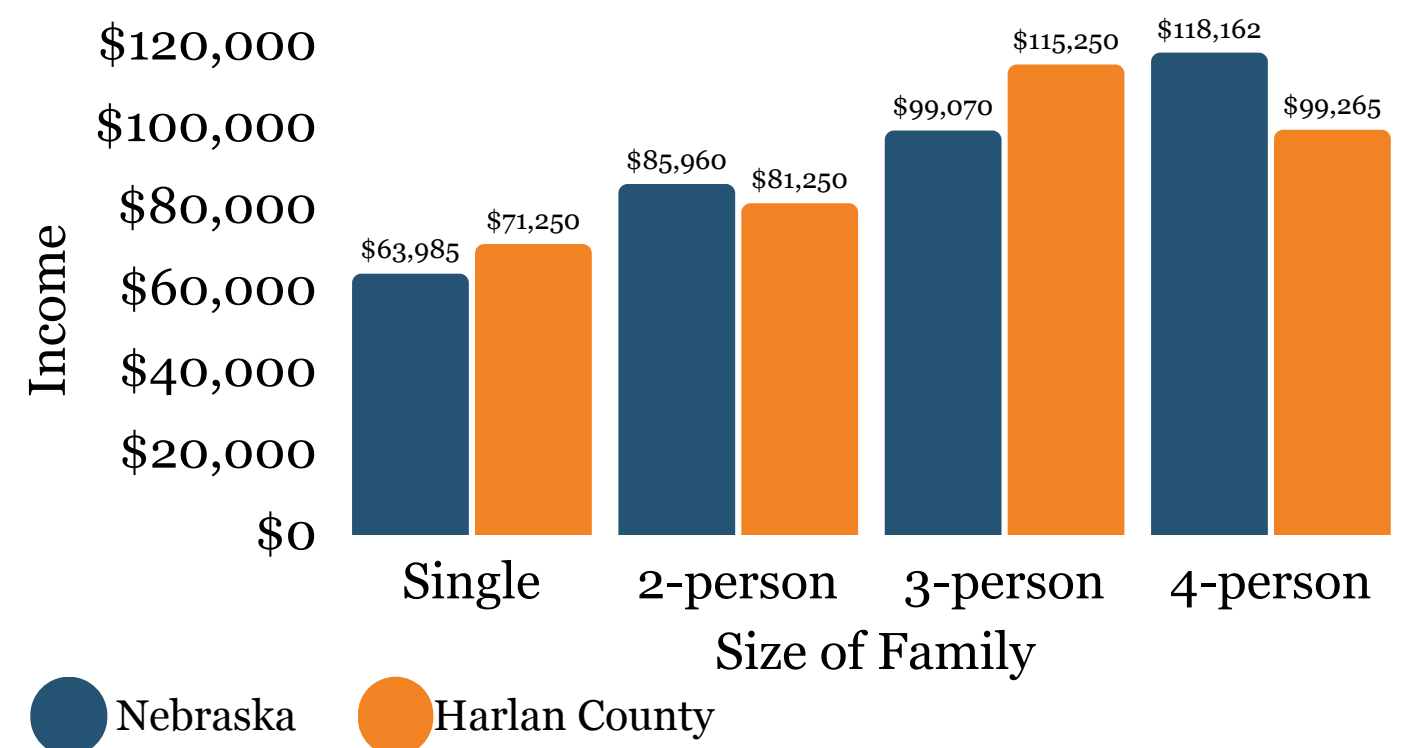
## Population of Harlan County, by Race/Ethnicity

White Alone: 2,926, 95% ●  
Black or African-American: 2, 0%  
Asian: 11, 0% ●  
American Indian and Alaskan Native: 16, 1% ●  
Native Hawaiian and other Pacific Islander: 0, 0%  
Two or more races: 99, 3% ●  
Other Race: 19, 1% ●

Hispanic or Latino: 90, 3% ●  
Not Hispanic or Latino: 2,983, 97% ●



## Median Income, per Family Size



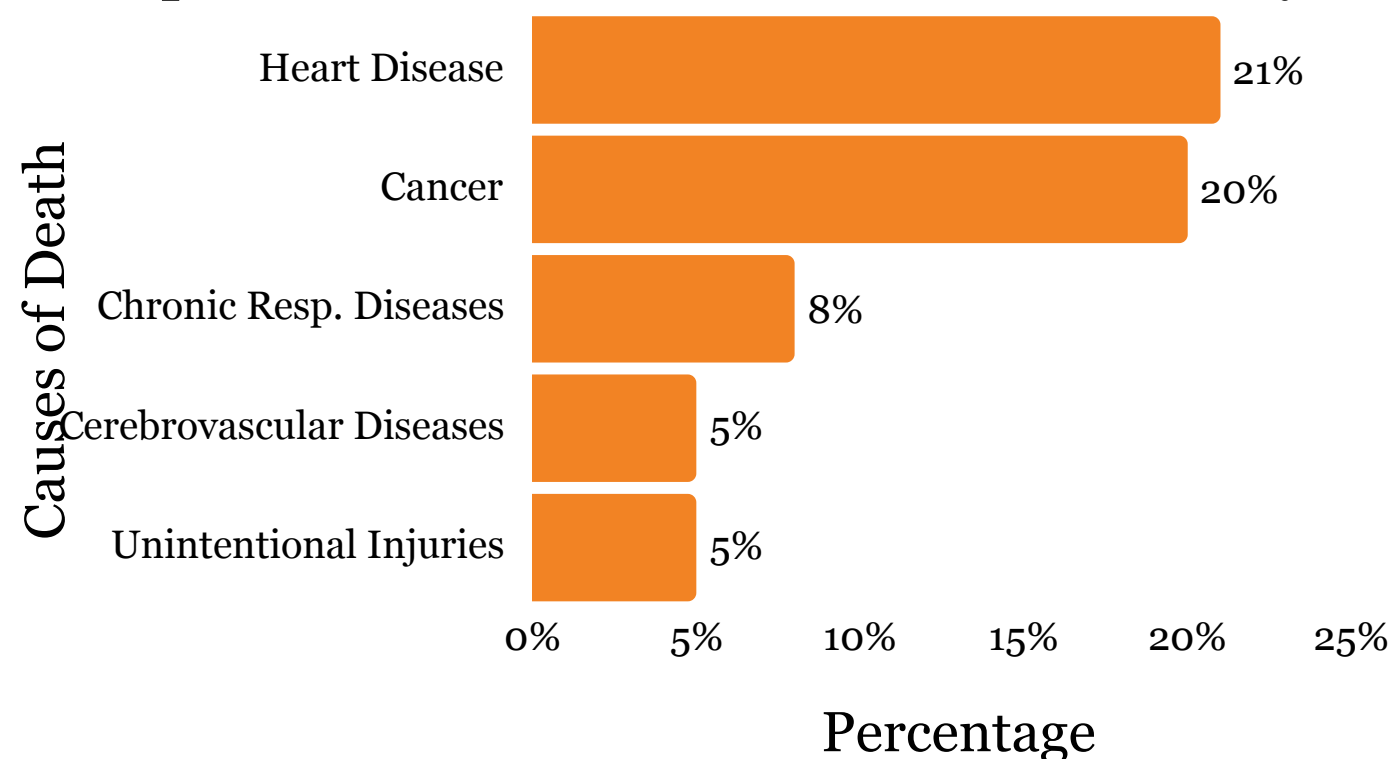
## Annual Weighted Poverty Threshold for Nebraska

Size of Household	1	2	4	6
Annual Income	\$15,650	\$21,150	\$32,150	\$43,150

## County

Underscored by the Republican river in the southeastern corner, Harlan County is home to a predominantly agricultural community involved in both farming as well as livestock cultivation. Almost all of Harlan County residents were born in the US, the third highest proportion of native-born residents among all Nebraska counties. The 3 largest cities are Alma (County seat), Orleans, and Stamford.

## Top Five Causes of Death in Harlan County



## Resources:

1. U.S. Census Bureau. (2020). [Race \[P1\]](#). DEC Redistricting Data.
2. U.S. Census Bureau. (2023). [Age and Sex \[S0101\]](#). ACS 5-Year Estimates.
3. U.S. Census Bureau. (2023). [Households and Families \[S1101\]](#). ACS 5-Year Estimates.
4. County Health Rankings & Roadmaps. (2025). [Harlan County Rankings](#).
5. Center for Disease Control and Prevention. (2018-2023). [Wonder](#).
6. U.S. Census Bureau. (2023). [Hispanic or Latino, and Not Hispanic or Latino by Race](#).
7. U.S. Census Bureau (2022). [Median Income in the Past 12 Months \(In 2023 Inflation-Adjusted Dollars\) \[S1903\]](#). ACS 5-Year Estimates.