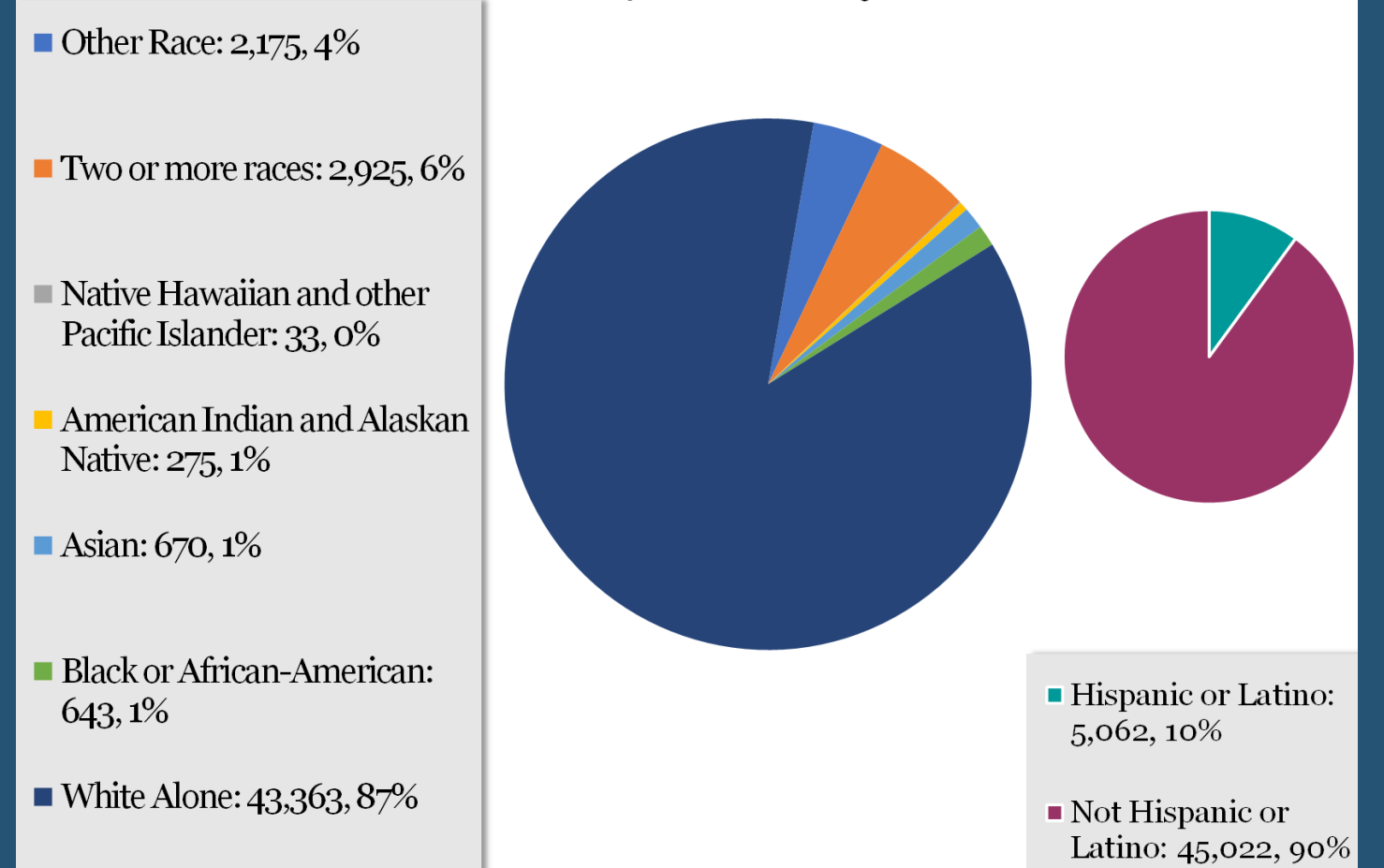


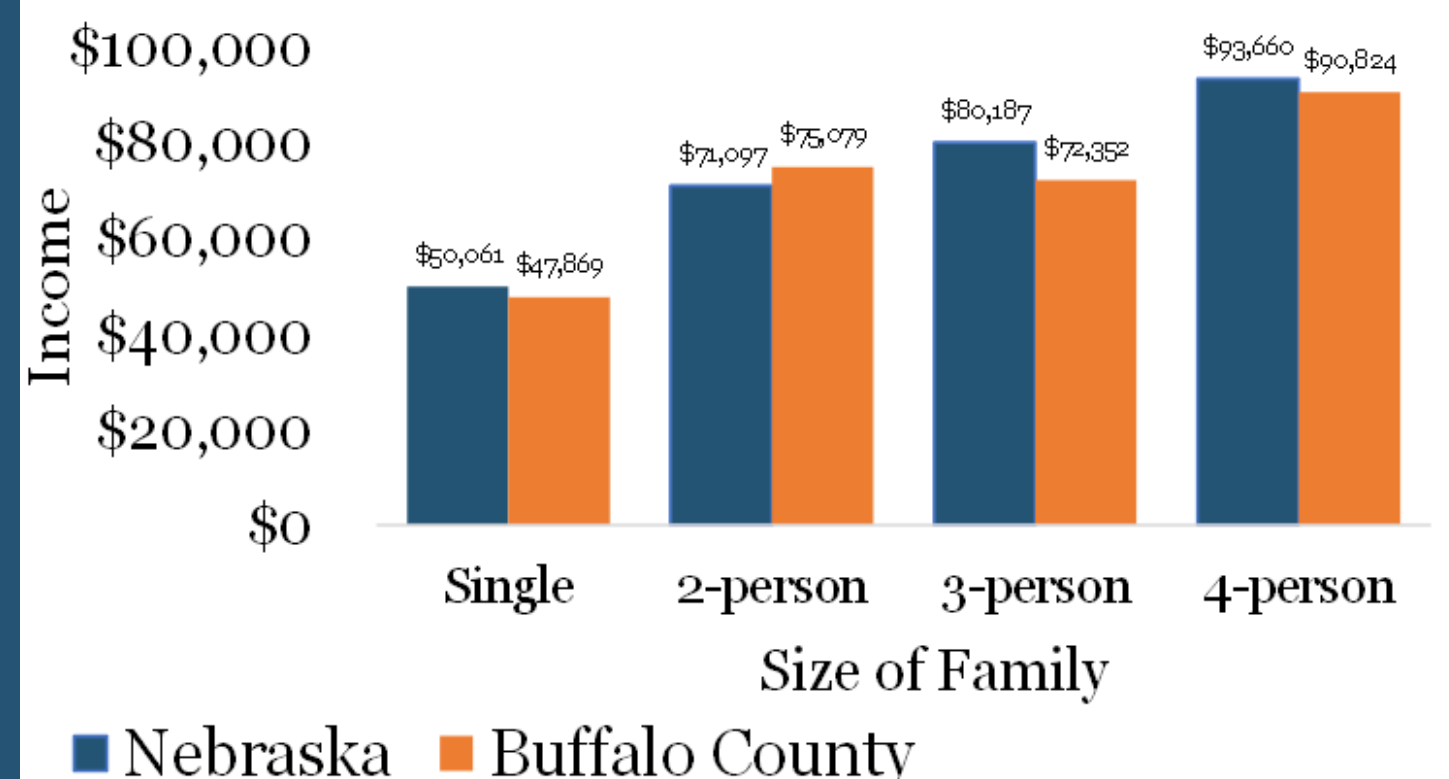
Background

	Buffalo County	Nebraska
Total Area	975 mi ²	77,358 mi ²
Population	50,084	1,961,504
Median Age	34 years	37 years
Average Household Size	2.47	2.45
Average Family Size	3.03	3.06
Life Expectancy (at birth)	80 years	80 years
High School Completion	93%	91%
College Graduation (2 year, 4 year)	71%	72%
Unemployment	2.6%	3.0%
Children in Poverty	10%	12%
Children in Single Parent Household	22%	21%
Adult Smoking	15%	17%
Adult Obesity	33%	33%
Physical Inactivity	22%	23%
DUI Mortality	28%	33%
STI Rate	310/100,000	418/100,000
Leading Cause of Mortality	Heart Disease	Malignant Neoplasms
Heart Disease Mortality	79/100,000	144/100,000

Population of Buffalo County, by Race/Ethnicity



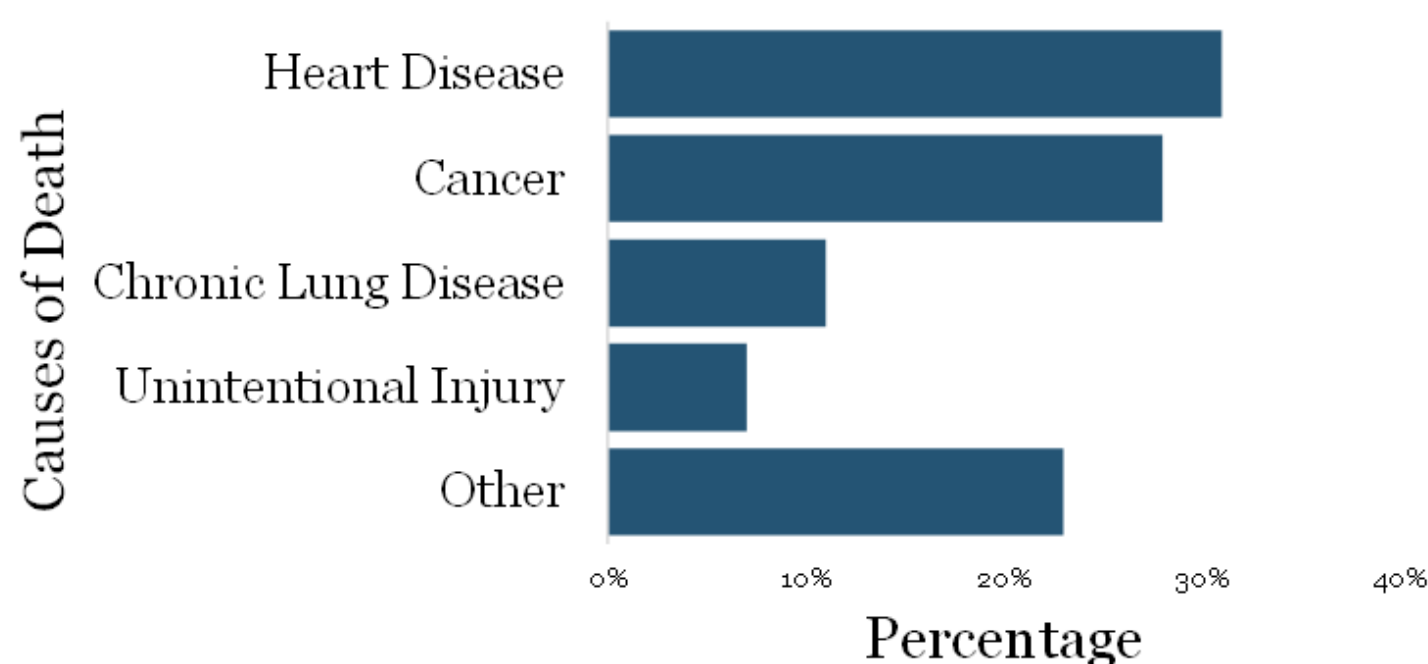
Median Income, per Family Size



Annual Weighted Poverty Threshold for Nebraska

Size of Household	1	2	4	6
Annual Income	\$13,011.00	\$15,521.00	\$26,172.00	\$35,129.00

Top Five Causes of Death in Buffalo County



County Information

Buffalo is the 2nd most populous county in Nebraska outside the Lincoln-Omaha region and home to the University of Nebraska Kearney campus. The proportion of people with a high school or college degree in Buffalo County is comparable to that of the whole state. Buffalo is also the 4th youngest county in Nebraska with a median age of 33.8 years. Yet, Buffalo is also home to the third highest number of assisted living/ long term care facilities in Nebraska, after Douglas and Lancaster counties. The 3 largest cities in Buffalo County are Kearney (county seat), Gibbon and Ravenna.

Resources

1. U.S. Census Bureau. (2020). [Race \[P1\]](#). DEC Redistricting Data.
 2. U.S. Census Bureau. (2020). [Age and Sex \[S010\]](#). ACS 5-Year Estimates.
 3. U.S. Census Bureau. (2019). [Households and Families \[S110\]](#). ACS 5-Year Estimates.
 4. National Center for Health Statistics. (2020). [Life Expectancy at Birth for U.S. States and Census Tracts, 2010-2015](#).
 5. County Health Rankings & Roadmaps. (2021). [Buffalo County Rankings](#).
 6. Center for Disease Control and Prevention. (2021). [Wonder](#).
 7. U.S. Census Bureau. (2020). [Hispanic or Latino and Not Hispanic or Latino by Race](#).
 8. U.S. Census Bureau (2019). [Median Income in the Past 12 Months \(In 2019 Inflation-Adjusted Dollars\) \[S1903\]](#). ACS 5-Year Estimates.