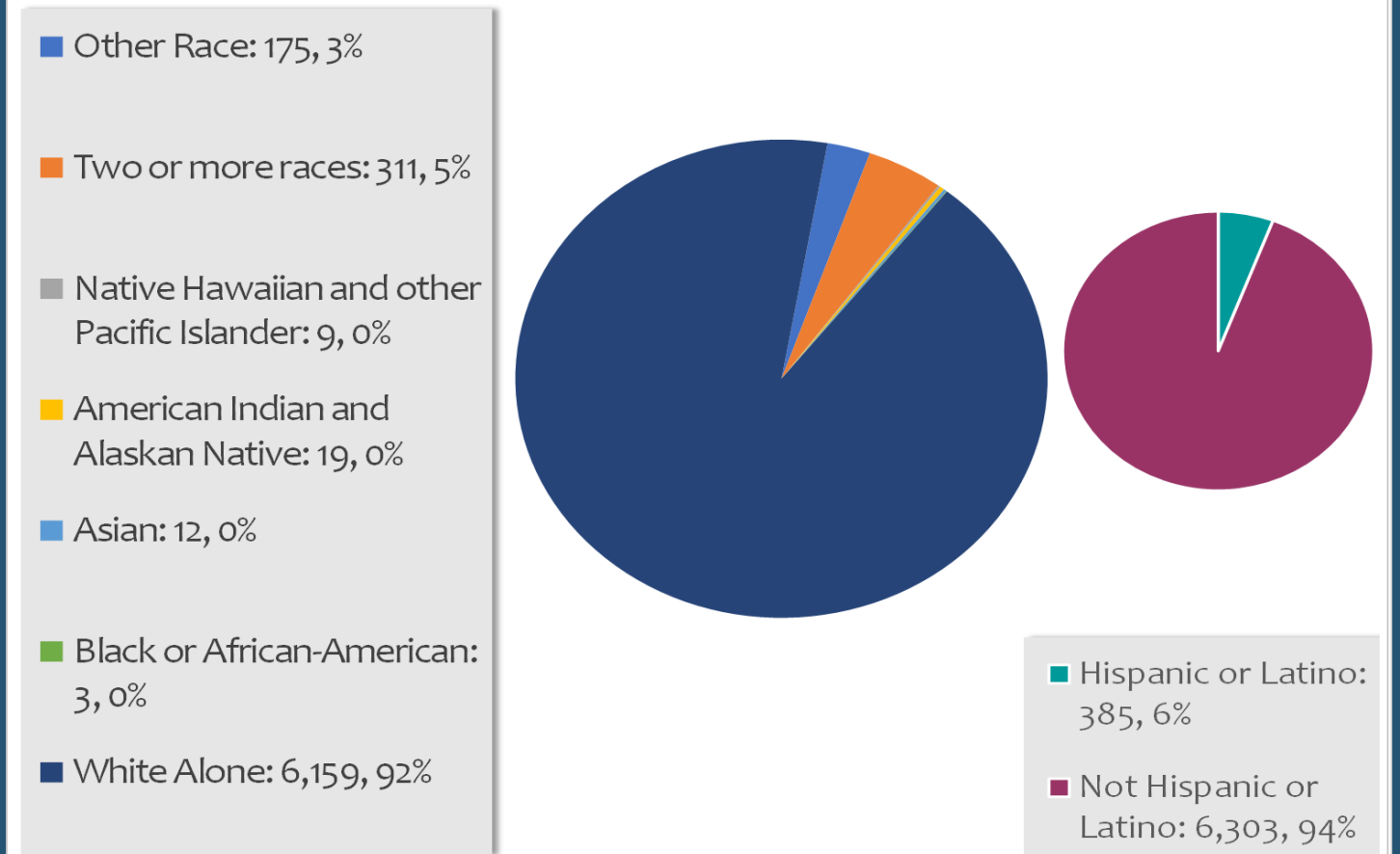


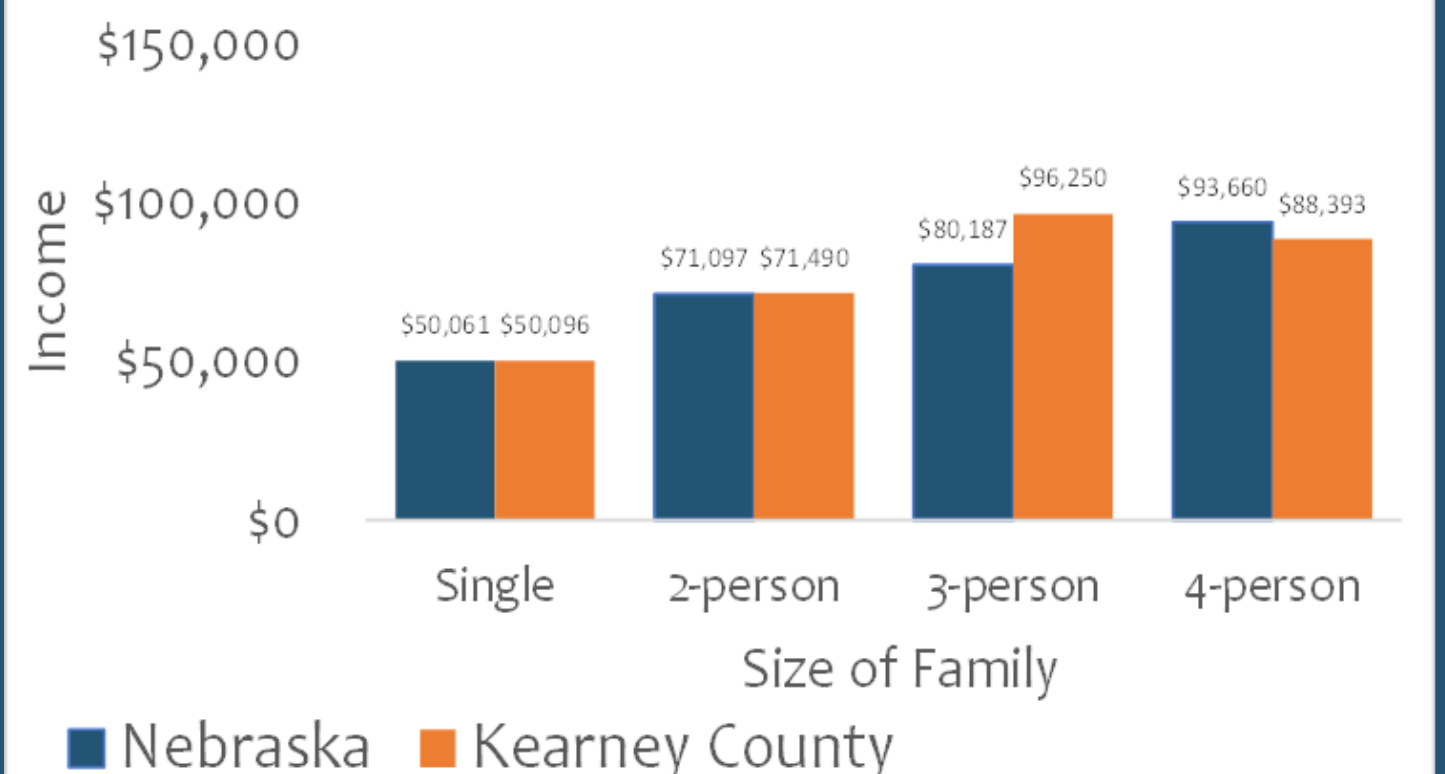
## Background

	Kearney County	Nebraska
Total Area	516 mi <sup>2</sup>	77,358 mi <sup>2</sup>
Population	6,688	1,961,504
Median Age	40 years	37 years
Average Household Size	2.42	2.45
Average Family Size	3.04	3.06
Life Expectancy (at birth)	78 years	80 years
High School Completion	96%	91%
College Graduation (2 year, 4 year)	71%	72%
Unemployment	2.3%	3.0%
Children in Poverty	10%	12%
Children in Single Parent Household	7%	21%
Adult Smoking	17%	17%
Adult Obesity	36%	33%
Physical Inactivity	21%	23%
DUI Mortality	44%	33%
STI Rate	123/100,000	418/100,000
Leading Cause of Mortality	Heart Disease	Malignant Neoplasms
Heart Disease Mortality	180/100,000	144/100,000

## Population of Kearney County, by Race/Ethnicity



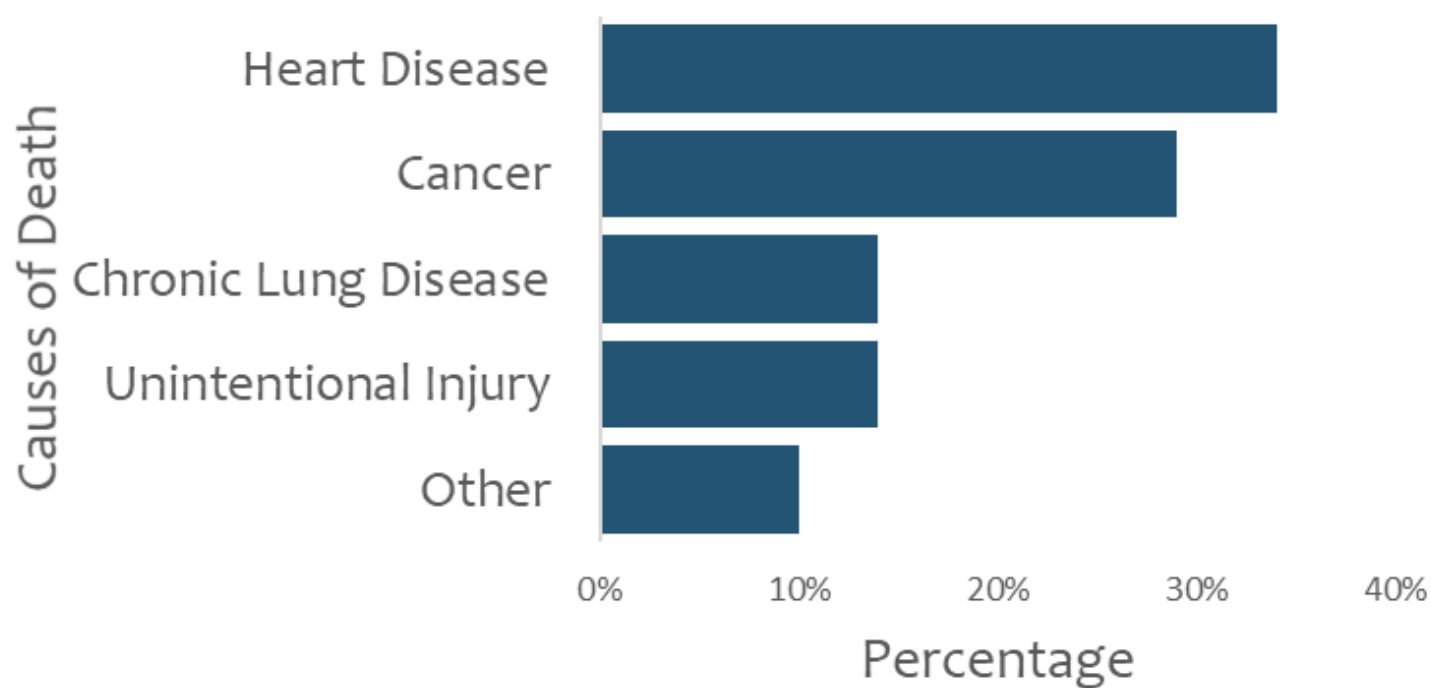
## Median Income, per Family Size



### Annual Weighted Poverty Threshold for Nebraska

Size of Household	1	2	4	6
Annual Income	\$13,011.00	\$15,521.00	\$26,172.00	\$35,129.00

## Top Five Causes of Death in Kearney County



## County Information

Kearney County is home to a predominantly agricultural community in South Central Nebraska. With a population just under 7000 people, Kearney's per-capita income is the 10th highest in the state. Almost 2/3rd of the County is farmland, and Kearney is 13th among Nebraska counties with respect to agricultural output through sales. The 3 largest cities are Minden (County seat), Axtell and Wilcox. Kearney County is home to specialized facilities that offer in-patient mental health treatment and support, including the first certified autism center in Nebraska.

## Resources

1. U.S. Census Bureau. (2020). *Race* [P1]. DEC Redistricting Data.  
 2. U.S. Census Bureau. (2020). *Age and Sex* [S010]. ACS 5-Year Estimates.  
 3. U.S. Census Bureau. (2019). *Households and Families* [S110]. ACS 5-Year Estimates.  
 4. National Center for Health Statistics. (2020). *Life Expectancy at Birth for U.S. States and Census Tracts, 2010-2015*.  
 5. County Health Rankings & Roadmaps. (2021). *Kearney County Rankings*.  
 6. Center for Disease Control and Prevention. (2021). *Wonder*.  
 7. U.S. Census Bureau. (2020). *Hispanic or Latino, and Not Hispanic or Latino, by Race*. [P2]. DEC Redistricting Data.  
 8. U.S. Census Bureau (2019). *Median Income in the Past 12 Months (In 2019, Inflation-Adjusted Dollars)* [S1903]. ACS 5-Year Estimates.