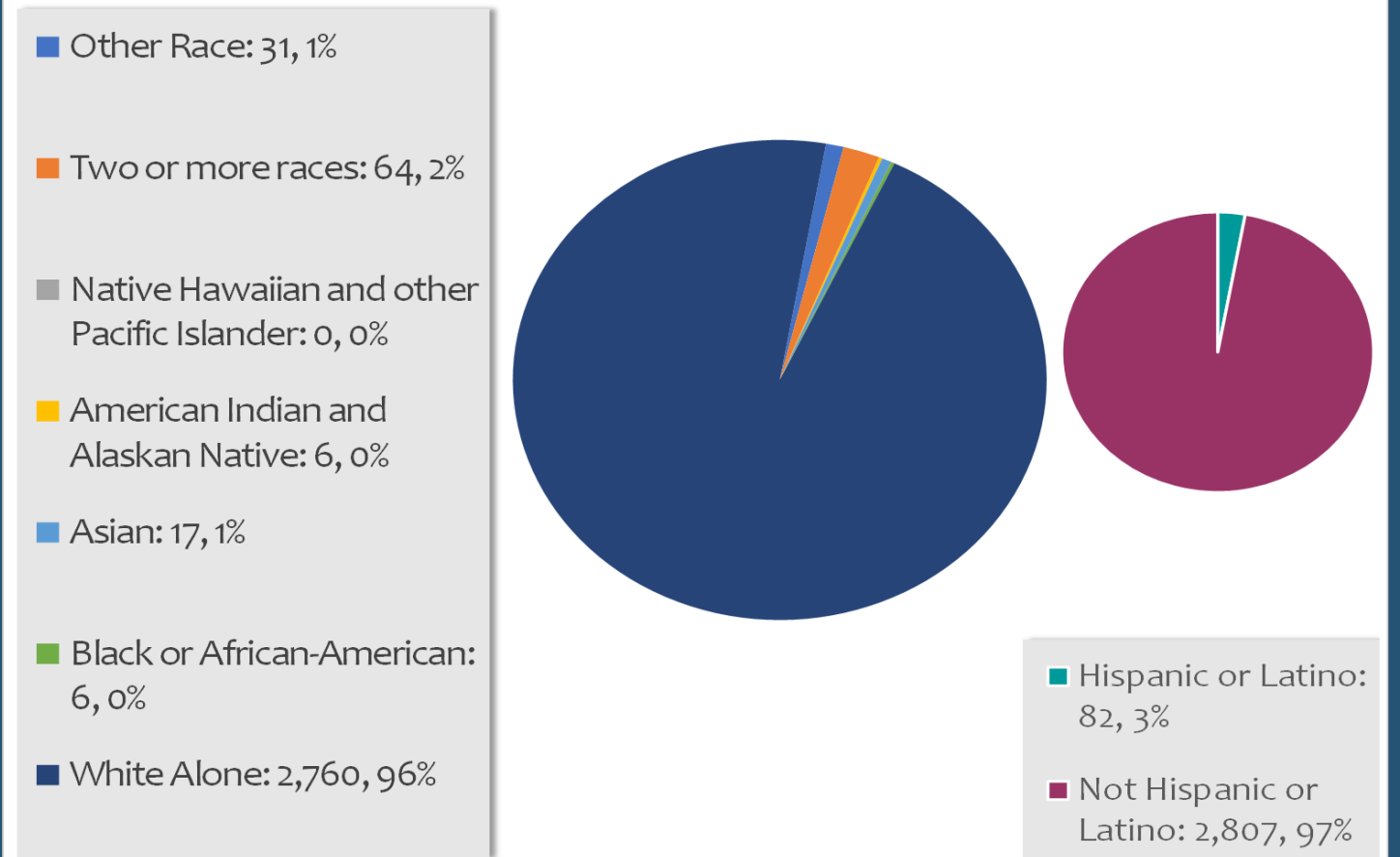


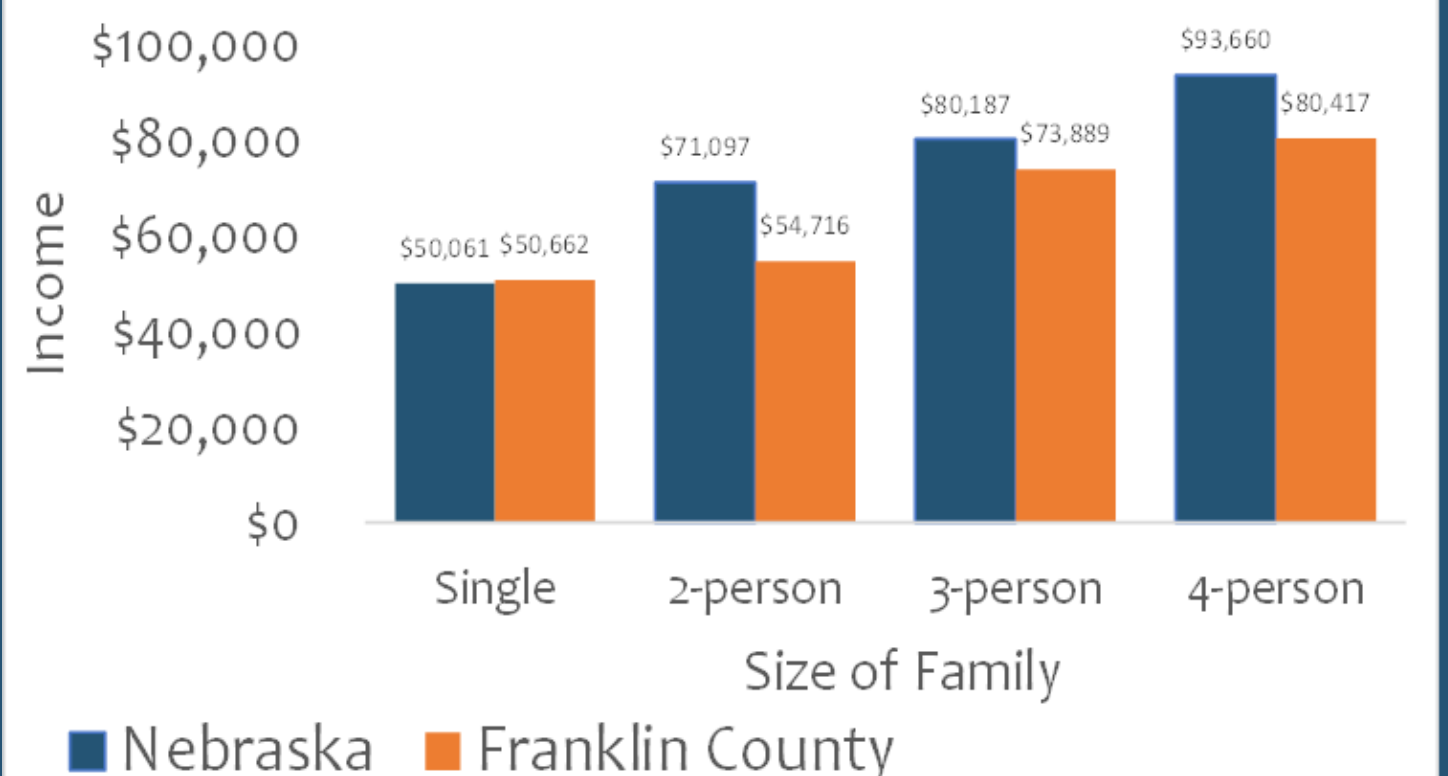
Background

	Franklin County	Nebraska
Total Area	576mi ²	77,358 mi ²
Population	2,889	1,961,504
Median Age	51 years	37 years
Average Household Size	2.11	2.45
Average Family Size	3.12	3.06
Life Expectancy (at birth)	81 years	80 years
High School Completion	92%	91%
College Graduation (2 year, 4 year)	74%	72%
Unemployment	3.4%	3.0%
Children in Poverty	20%	12%
Children in Single Parent Household	17%	21%
Adult Smoking	18%	17%
Adult Obesity	36%	33%
Physical Inactivity	31%	23%
DUI Mortality	0%	33%
STI Rate	201/100,000	418/100,000
Leading Cause of Mortality	Heart Disease	Malignant Neoplasms
Heart Disease Mortality	242/100,000	144/100,000

Population of Franklin County, by Race/Ethnicity



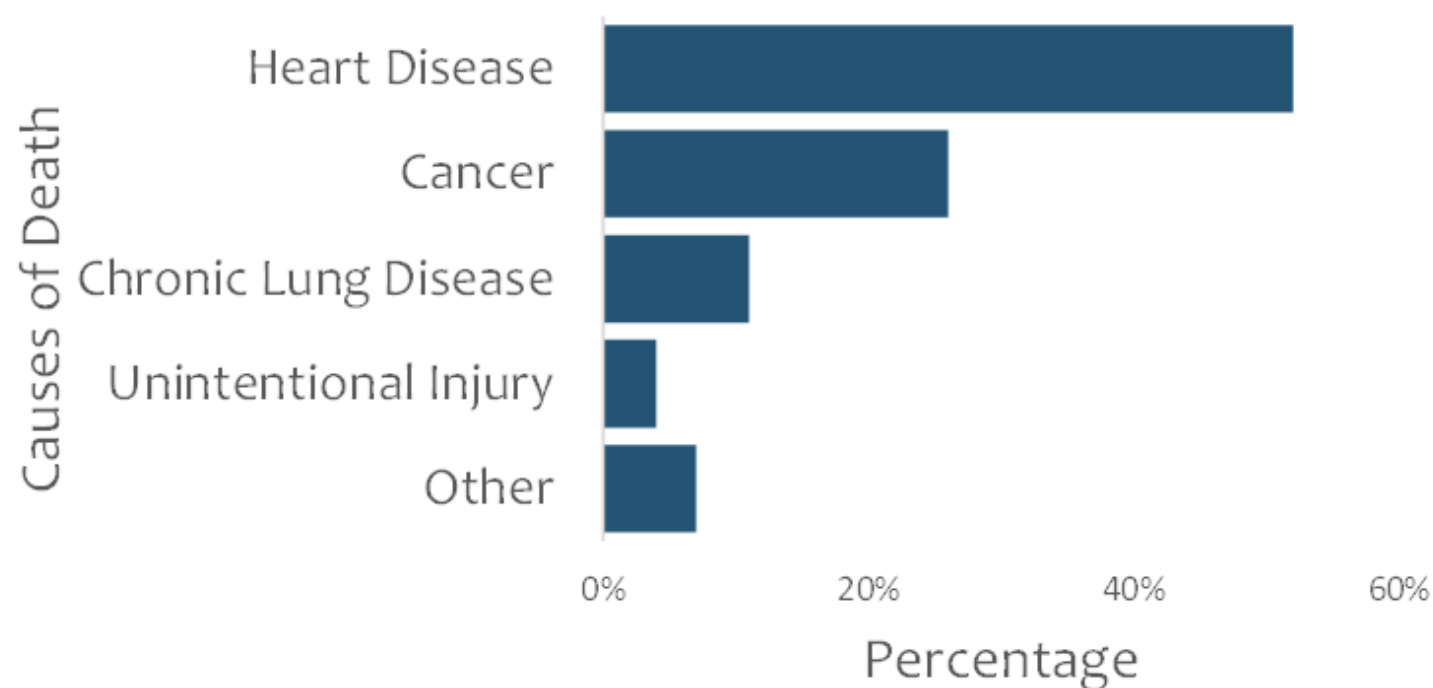
Median Income, per Family Size



Annual Weighted Poverty Threshold for Nebraska

Size of Household	1	2	4	6
Annual Income	\$13,011.00	\$15,521.00	\$26,172.00	\$35,129.00

Top Five Causes of Death in Franklin County



Resources

1. U.S. Census Bureau. (2020). [Race \[P\]](#). DEC Redistricting Data.
2. U.S. Census Bureau. (2020). [Age and Sex \[S010\]](#). ACS 5-Year Estimates.
3. U.S. Census Bureau. (2019). [Households and Families \[S110\]](#). ACS 5-Year Estimates.
4. National Center for Health Statistics. (2020). [Life Expectancy at Birth for U.S. States and Census Tracts, 2010-2015](#).
5. County Health Rankings & Roadmaps. (2021). [Franklin County Rankings](#).
6. Center for Disease Control and Prevention. (2021). [Wonder](#).
7. U.S. Census Bureau. (2020). [Hispanic or Latino and Not Hispanic or Latino by Race \[P\]](#). DEC Redistricting Data.
8. U.S. Census Bureau (2019). [Median Income in the Past 12 Months \(In 2019 Inflation-Adjusted Dollars\)\[S1903\]](#). ACS 5-Year Estimates.

County Information

Franklin County has the 4th highest median age in Nebraska, at 50.6 years. Between 1910 and 2010, Franklin county's population shrunk from 10,000 to 2,000 residents. Currently, the individual median income is the 13th lowest statewide, over 16% of the County is below the poverty level. Bordered by Kansas to the south, Franklin County is divided by the Republic River into a more fertile upper 2/3rd and a drier lower 1/3rd. The 3 largest cities care Franklin (County seat), Hildreth and Campbell.