

About Us

The Two Rivers Public Health Department (TRPHD) serves a population of 97,423 across seven counties in South-Central Nebraska, spanning 4,663 square miles. TRPHD is the 4th largest health district in Nebraska, its population mostly clustered around the I-80 corridor. Over 3/4th of residents live in Buffalo & Dawson, 10% in Phelps, and 15% in Kearney, Harlan, Franklin and Gosper Counties in decreasing order. The largest cities are Holdrege (pop. 5,515), Lexington (pop. 10,348) and Kearney (pop. 33,790); over half of the residents of TRPHD live in these three cities, over a third in Kearney city alone.

TRPHD engages collaborative partners, community leaders, and the public to promote healthy and safe communities for all who live within the district. TRPHD envisions a health district where all are able to safely and actively live, learn, work, and play in their communities. TRPHD facilitates collaborative, partnerships, and unique approaches that educate, empower, and engage local community partners, health providers, political decision-makers, community leadership, and the public.

Report Summary

- No new cases of RSV, Flu A or Flu B were detected in the first reporting week of the respiratory report - 2025-'26.
- 3 cases of COVID were detected in TRPHD during the week Sep 27- Oct 4.
- These trends are in keeping with the long-term historical average for the region.

Data Insights

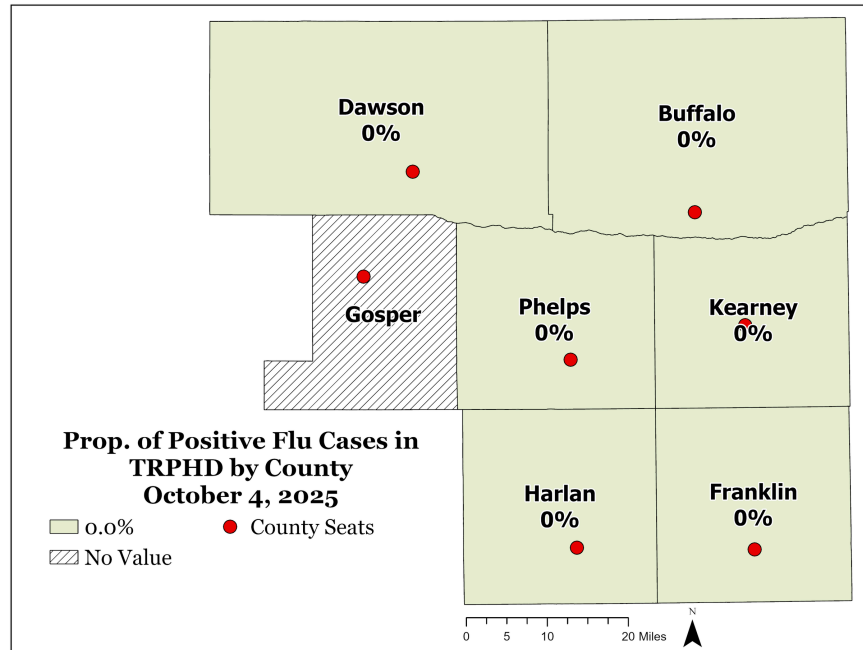
- Overall Respiratory Disease Positivity Rate is calculated by the following equation:
 - We applied a 3% overlap adjustment between Flu A and Flu B positive tests to account for the likelihood that a small percentage of individuals tested positive for both.

$$PR = \frac{((PosFluA + PosFluB - 0.03 \times (TotalFluTests)) + PosRSV + PosCOVID)}{(TotalFluTests + TotalRSVTests + TotalCOVIDTests)}$$

- Flu and RSV county data is collected from Nebraska Flu ILI Surveillance.
- COVID-19 county data is collected from the National Electronic Disease Surveillance System (NEDSS).
- Weekly Case counts of any infection exceeding 150% of the corresponding week in the previous year will trigger an alert for heightened incidence across the district.

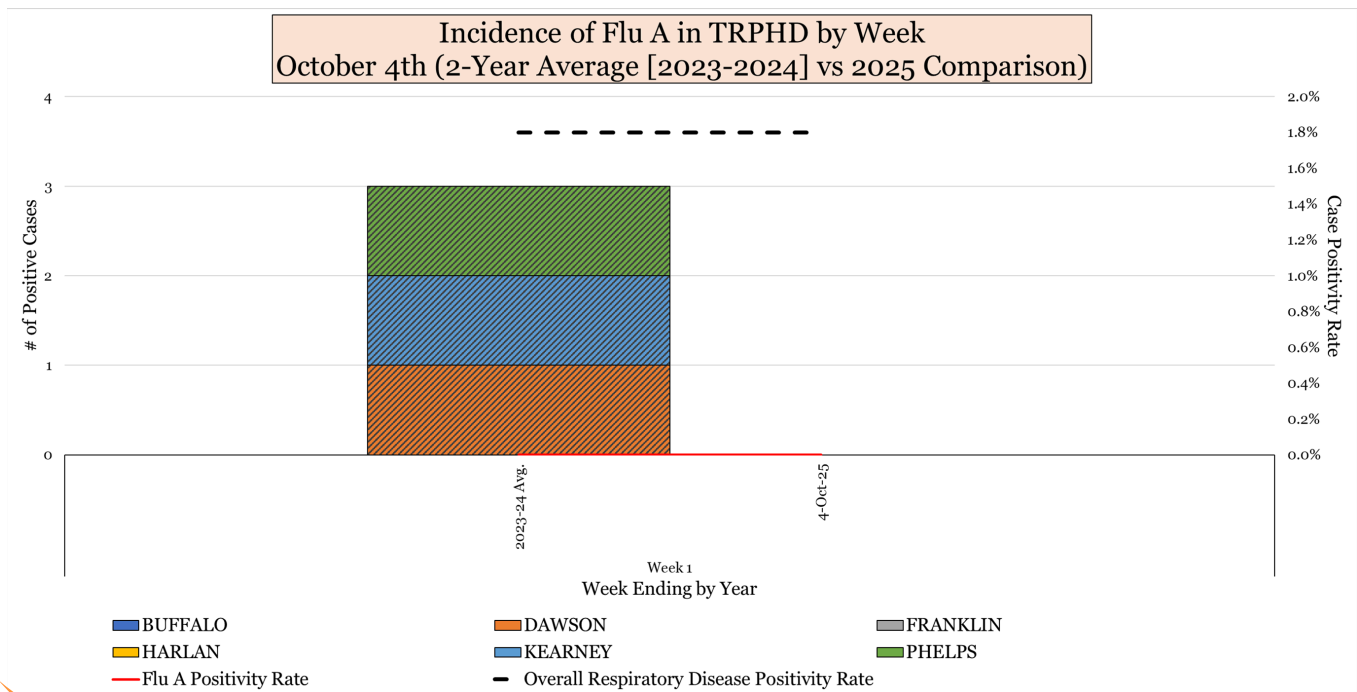
TRPHD Flu Cases

October 4, 2025



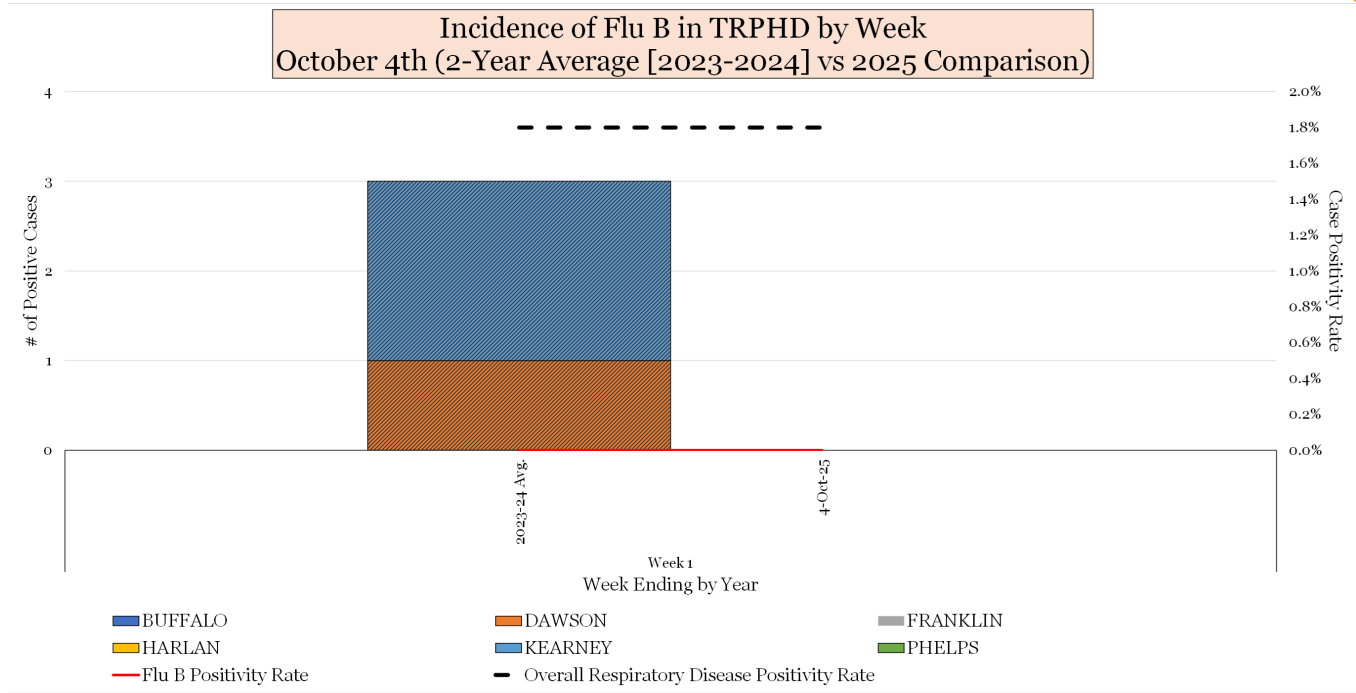
Influenza

- No new cases of Influenza A were detected in the past week in TRPHD.



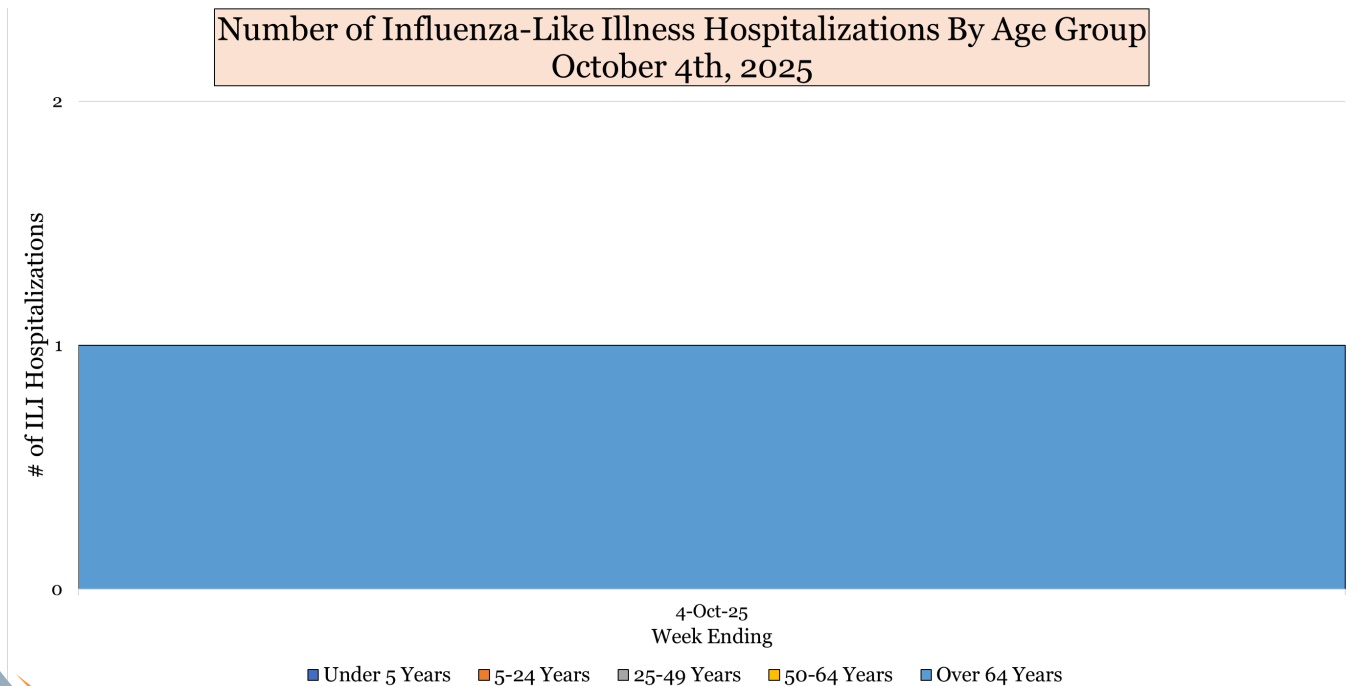
TRPHD Flu Cases

October 4, 2025



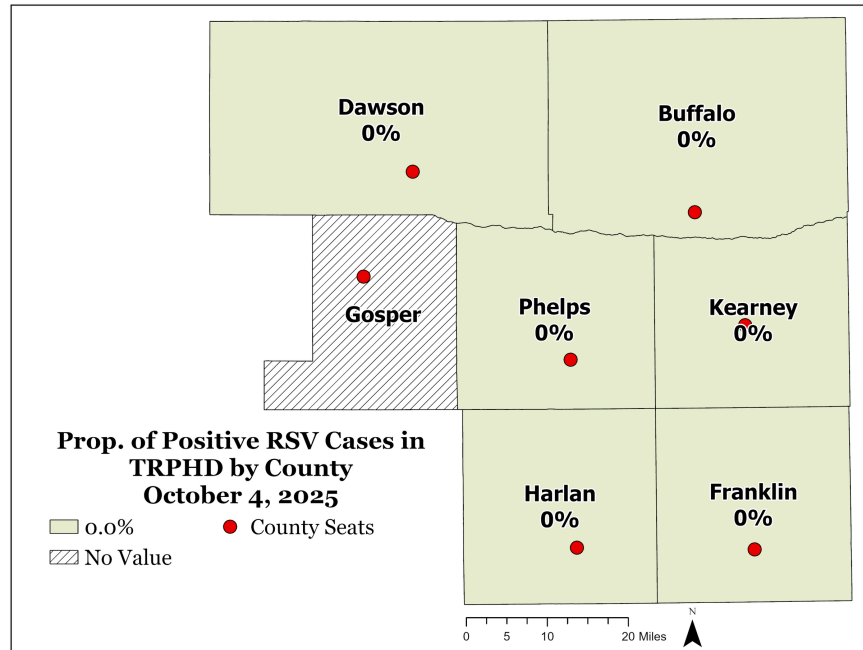
Influenza

- No new cases of Influenza B were detected in the past week in TRPHD.



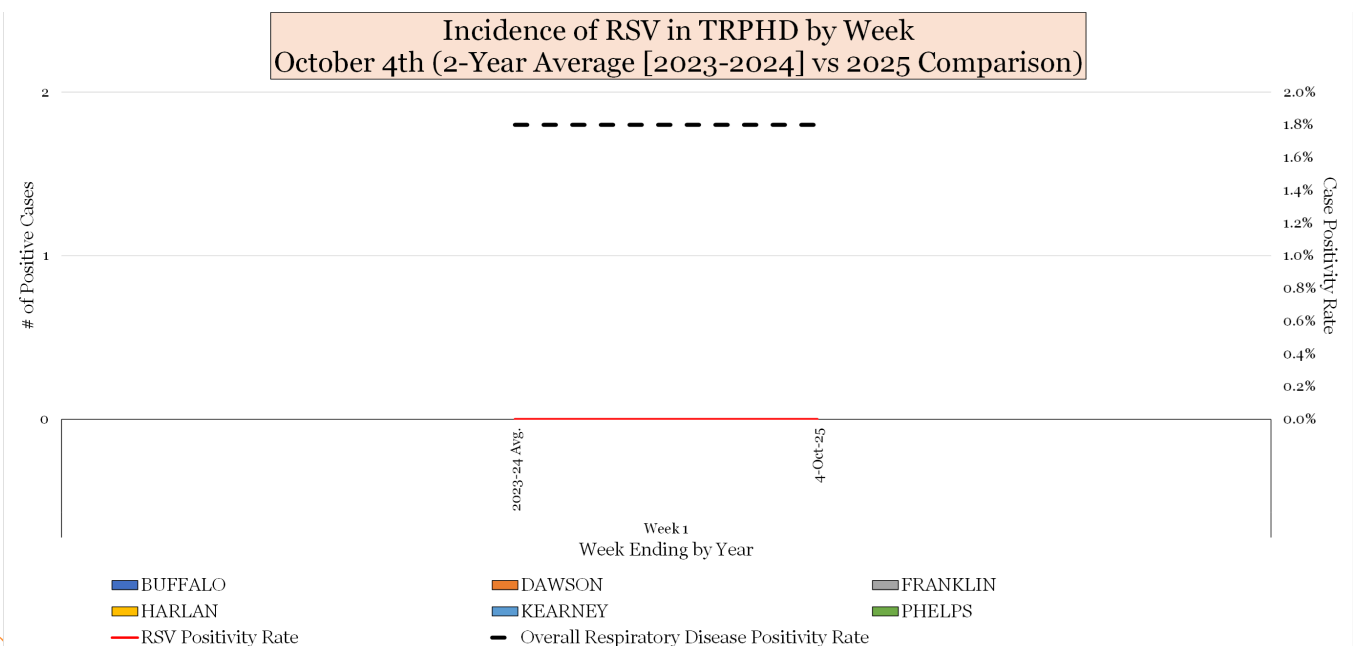
TRPHD RSV Cases

October 4, 2025



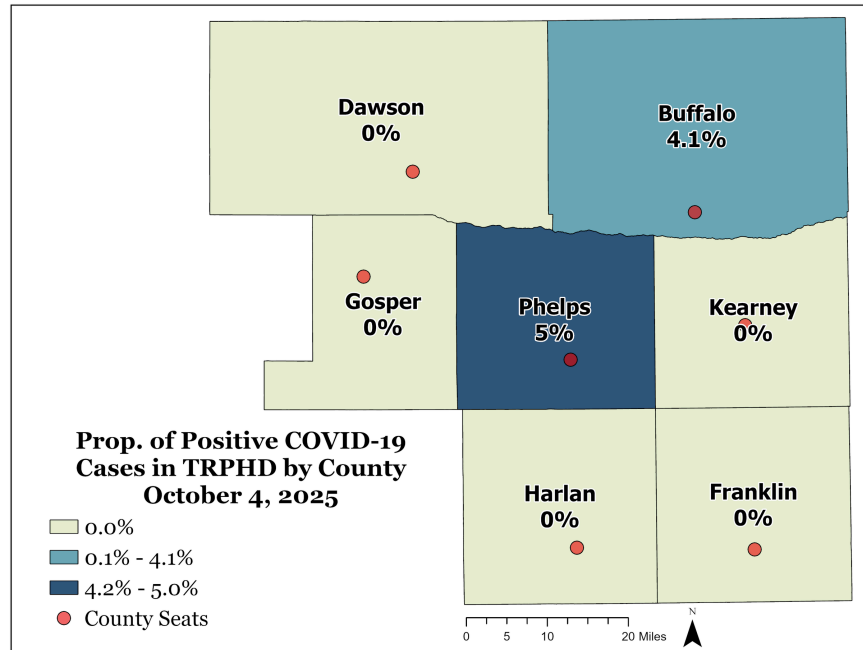
Respiratory Syncytial Virus (RSV)

- No new cases of RSV were detected in the past week in TRPHD.



TRPHD COVID-19 Cases

October 4, 2025



COVID-19

- 3 new cases of COVID were detected in TRPHD in 2025. These cases were reported from Buffalo and Phelps counties (2 and 1, respectively), but all other counties reported no new cases.

